

EUOPRIS ASA

ISIN: NO0010735343

WKN: -

Overview

2024/04/25 16:20:00

Price

69.025 NOK

Difference  -13.31% (-10.60)

General attributes

ISIN NO0010735343

Symbol EPR

Exchange London Stock Exchange
European Trade Reporting

Currency NOK

Sector Commerce

Security type Stock

Market cap (m) 1,132 EUR

Benchmark NORWAY OSLO BORS ALL
SHARE(TRG)

Market data

Bid (Bid size) 67.30 NOK (20,000)

Ask (Ask size) 70.75 NOK (20,000)

Open 72.85 NOK

High 72.85 NOK

Low 69.025 NOK

Close (prev. day) 79.625 NOK

VWAP 81.80 NOK

Volume (pcs) 890

Trading volume -

Number of trades 2

Last size -

Futures and Options

Related Futures -











Related Options -

5y



Information about previous performance does not guarantee future performance.
Source: FactSet

Recent research

on sector			
Date		Headline	Download
2024/04/03		Global Equity Ratings	
2024/04/03		Aktienempfehlungen Global	
2024/03/13		Global Equity Ratings	
2024/03/13		Aktienempfehlungen Global	
2024/02/22		Aktienempfehlungen Global	

Details

2024/04/25 16:20:00

Price

69.025 NOK

Difference ▼ -13.31% (-10.60)

General attributes

ISIN	NO0010735343
Symbol	EPR
Exchange	London Stock Exchange European Trade Reporting
Currency	NOK
Sector	Commerce
Security type	Stock
Market cap (m)	1,132 EUR
Benchmark	NORWAY OSLO BORS ALL SHARE(TRG)

Market data

Bid (Bid size)	67.30 NOK (20,000)
Ask (Ask size)	70.75 NOK (20,000)
Open	72.85 NOK
High	72.85 NOK
Low	69.025 NOK
Close (prev. day)	79.625 NOK
VWAP	81.80 NOK
Volume (pcs)	890
Trading volume	-
Number of trades	2
Last size	-

Performance and Risk

	6m	1y	3y
Perf (%)	+11.33%	-3.09%	+23.98%
Perf (abs.)	+7.03	-2.20	+13.35
Beta	0.37	0.53	0.40
Volatility	30.62	27.43	28.21



Information about previous performance does not guarantee future performance.
Source: FactSet

Price data

Ø price 5 days Ø volume 5 days (pcs.)	77.020 NOK (0)
Ø price 30 days Ø volume 30 days (pcs.)	77.544 NOK (0)
Ø price 100 days Ø volume 100 days (pcs.)	75.726 NOK (0)
Ø price 250 days Ø volume 250 days (pcs.)	69.729 NOK (0)
YTD High date	82.450 NOK (2024/01/24)
YTD Low date	69.025 NOK (2024/04/25)
52 Weeks High date	82.450 NOK (2024/01/24)
52 Weeks Low date	57.725 NOK (2023/09/28)

Arbitrage views

Exchange <input type="checkbox"/>	Date	Time	Price	Trading volume (mio.)	Number of trades
Tradegate	2024/04/25	10:34	5.90 EUR	0.01	2
Stuttgart	2024/04/25	08:05	6.67 EUR	0.00	1
Munich	2024/04/25	08:02	6.73 EUR	0.00	1
London Stock Exchange European Trade Reporting	2024/04/25	16:20	69.025 NOK	0.00	2
Frankfurt	2024/	09:43	5.915 EUR	0.00	1

	04/25				
First North Stockholm	2024/ 04/25	15:36	69.35 NOK	0.28	17
Duesseldorf	2024/ 04/25	08:11	6.65 EUR	0.00	1

Company profile

Company Logo



Company Profile

-

Contact Details

EUOPRIS

--

Telefon: -

Fax: -

E-mail: -