


VUSIONGROUP

ISIN: FR0010282822 WKN: -

Overview

2024/04/24 11:21:26		
Price	134.00 EUR	
Difference		4.36% (5.60)

General attributes	
ISIN	FR0010282822
Symbol	VU
Exchange	Euronext Paris
Currency	EUR
Sector	Technology
Security type	Stock
Market cap (m)	2,049 EUR
Benchmark	CAC 40 INDEX



Market data	
Bid (Bid size)	133.90 EUR (57)
Ask (Ask size)	134.30 EUR (149)
Open	131.20 EUR
High	134.40 EUR
Low	131.00 EUR
Close (prev. day)	128.40 EUR
VWAP	132.65428 EUR
Volume (pcs)	16,284
Trading volume	2,160,142.00
Number of trades	637
Last size	4

Futures and Options	
Related Futures	-
Related Options	-




Information about previous performance does not guarantee future performance.
Source: FactSet

Recent research

on sector		on market	
Date		Headline	Download
2024/04/15		Aktienempfehlungen Österreich	
2024/04/03		Global Equity Ratings	
2024/04/03		Aktienempfehlungen Global	
2024/04/03		Aktienempfehlungen Österreich	
2024/03/29		Equity Weekly	

Details

2024/04/24 11:21:26		
Price	134.00 EUR	
Difference		4.36% (5.60)

General attributes	
ISIN	FR0010282822
Symbol	VU
Exchange	Euronext Paris
Currency	EUR
Sector	Technology
Security type	Stock
Market cap (m)	2,049 EUR
Benchmark	CAC 40 INDEX

Market data	
Bid (Bid size)	133.90 EUR (57)
Ask (Ask size)	134.30 EUR (149)
Open	131.20 EUR
High	134.40 EUR
Low	131.00 EUR
Close (prev. day)	128.40 EUR
VWAP	132.65428 EUR
Volume (pcs)	16,284
Trading volume	2,160,142.00
Number of trades	637
Last size	4

Performance and Risk			
	6m	1y	3y
Perf (%)	+22.99%	+15.88%	+168.62%
Perf (abs.)	+24.00	+17.60	+80.60
Beta	2.05	2.41	0.95
Volatility	52.34	111.41	73.26



Information about previous performance does not guarantee future performance.
Source: FactSet

Price data	
Ø price 5 days Ø volume 5 days (pcs.)	129.18 EUR (31,556)
Ø price 30 days Ø volume 30 days (pcs.)	135.06 EUR (35,975)
Ø price 100 days Ø volume 100 days (pcs.)	132.34 EUR (31,074)
Ø price 250 days Ø volume 250 days (pcs.)	126.17 EUR (37,087)
YTD High date	159.80 EUR (2024/02/26)
YTD Low date	120.20 EUR (2024/01/17)
52 Weeks High date	173.80 EUR (2023/06/19)
52 Weeks Low date	66.00 EUR (2023/06/23)

Arbitrage views					
Exchange 	Date	Time	Price	Trading volume (mio.)	Number of trades
Tradegate	2024/04/24	09:20	132.40 EUR	0.00	3
Stuttgart	2024/04/24	10:30	133.40 EUR	0.00	3
Munich	2024/04/24	08:12	128.40 EUR	0.00	1
London Stock Exchange	2024/01/31	17:42	138.00 EUR	0.06	1
Frankfurt	2024/	08:12	127.80 EUR	0.00	1

	04/24					
FINRA other OTC Issues	2024/ 03/28	18:17	153.45 USD	0.03		2
Euronext Paris	2024/ 04/24	11:21	134.00 EUR	2.16		637
Euronext Milan MTF Trading After Hours	-	-	-	0.00		-
Duesseldorf	2024/ 04/24	08:11	128.10 EUR	0.00		1
Berlin	2024/ 04/24	08:08	128.40 EUR	0.00		1

Company profile

Company Logo



Contact Details

VUSIONGROUP SA

--

Place Nelson Mandela 55 92000 Nanterre Cedex

Telefon: +33 1 34 34 61 61

Fax: +33 1 55 69 78 00

E-mail: communications@vusion.com

Company Profile

-

Board of directors	
Candace Johnson	Member of Supervisory Board
Cheng Hao Li	Member of Supervisory Board
Fang Qi Ye	Member of Supervisory Board
Franck Moison	Member of Supervisory Board
He Cenhui	Member of Supervisory Board
Hélène Ploix	Member of Supervisory Board
Peter Brabeck-Letmathe	Member of Supervisory Board
Rangui Chen	Member of Supervisory Board