

POXEL S.A.

ISIN: FR0012432516

WKN: -

Overview

2024/08/09 17:30:00

Price
0.60 EURDifference  -5.44% (-0.03)

General attributes

ISIN FR0012432516

Symbol POXEL

Exchange London Stock Exchange
European Trade Reporting

Currency EUR

Sector Chemical / Pharmaceutical /
Health

Security type Stock

Market cap (m) 31 EUR

Benchmark CAC 40 INDEX

Market data

Bid (Bid size) 0.57 EUR (75,000)

Ask (Ask size) 0.63 EUR (75,000)

Open 0.6155 EUR

High 0.6155 EUR

Low 0.60 EUR

Close (prev. day) 0.6345 EUR

VWAP 0.66229 EUR

Volume (pcs) -

Trading volume -

Number of trades 2

Last size -

Futures and Options

Related Futures -









Related Options -

5y



Information about previous performance does not guarantee future performance.
Source: FactSet

Recent research

| on sector | | on market | |
|------------|---|-------------------------------|---|
| Date | | Headline | Download |
| 2024/08/09 |  | Equity Weekly |  |
| 2024/07/29 |  | Aktienempfehlungen Österreich |  |
| 2024/07/24 |  | Global Equity Ratings |  |
| 2024/07/24 |  | Aktienempfehlungen Global |  |
| 2024/07/15 |  | Aktienempfehlungen Global |  |

Details

2024/08/09 17:30:00

Price

0.60 EUR

Difference ▼ -5.44% (-0.03)

General attributes

| | |
|----------------|---|
| ISIN | FR0012432516 |
| Symbol | POXEL |
| Exchange | London Stock Exchange European Trade Reporting |
| Currency | EUR |
| Sector | Chemical / Pharmaceutical / Health |
| Security type | Stock |
| Market cap (m) | 31 EUR |
| Benchmark | CAC 40 INDEX |

Market data

| | |
|-------------------|-------------------|
| Bid (Bid size) | 0.57 EUR (75,000) |
| Ask (Ask size) | 0.63 EUR (75,000) |
| Open | 0.6155 EUR |
| High | 0.6155 EUR |
| Low | 0.60 EUR |
| Close (prev. day) | 0.6345 EUR |
| VWAP | 0.66229 EUR |
| Volume (pcs) | - |
| Trading volume | - |
| Number of trades | 2 |
| Last size | - |

Performance and Risk

| | 6m | 1y | 3y |
|-------------|---------|--------|---------|
| Perf (%) | +23.20% | +4.08% | -89.78% |
| Perf (abs.) | +0.11 | +0.02 | -5.27 |
| Beta | 1.40 | 1.07 | 1.00 |
| Volatility | 76.77 | 97.60 | 73.81 |

5y



Information about previous performance does not guarantee future performance.
Source: FactSet

Price data

| | |
|---|-----------------------|
| Ø price 5 days Ø volume 5 days (pcs.) | 0.62 EUR (0) |
| Ø price 30 days Ø volume 30 days (pcs.) | 0.53 EUR (0) |
| Ø price 100 days Ø volume 100 days (pcs.) | 0.59 EUR (0) |
| Ø price 250 days Ø volume 250 days (pcs.) | 0.50 EUR (0) |
| YTD High date | 0.81 EUR (2024/04/24) |
| YTD Low date | 0.38 EUR (2024/01/19) |
| 52 Weeks High date | 0.81 EUR (2024/04/24) |
| 52 Weeks Low date | 0.30 EUR (2023/12/14) |

All listings for POXEL S.A.

| Exchange | Date | Time | Price | Trading volume (mio.) | Number of trades |
|---|------------|-------|-----------|-----------------------|------------------|
| Stuttgart | 2024/08/09 | 17:08 | 0.571 EUR | 0.00 | 13 |
| Munich | 2024/08/09 | 08:11 | 0.65 EUR | 0.00 | 1 |
| London Stock Exchange European Trade Reporting | 2024/08/09 | 17:30 | 0.60 EUR | 0.00 | 2 |
| Frankfurt | 2024/08/09 | 17:20 | 0.563 EUR | 0.00 | 7 |
| FINRA other OTC Issues | 2024/ | 15:45 | 0.70 USD | 0.00 | 1 |

| | | | | | | |
|----------------|----------------|-------|-------|-----|------|-----|
| | 04/11 | | | | | |
| Euronext Paris | 2024/ 08/09 | 17:35 | 0.604 | EUR | 0.36 | 395 |
| Berlin | 2024/ 08/09 | 08:17 | 0.598 | EUR | 0.00 | 3 |

Company profile

Company Logo



Contact Details

POXEL SA

--

Telefon: -

Fax: -

E-mail: -

Company Profile

-

Board of directors

Mohammed Khoso Baluch Chairman of Supervisory Board

Pascale Boissel Member of Supervisory Board

Richard Kender Member of Supervisory Board