

SUMITOMO REALTY & DEV. CORP LTD.

ISIN: JP3409000001 WKN: 8830

Overview

2024/07/16 08:47:15

Price

28.80 EUR

Difference  -1.37% (-0.40)

General attributes

ISIN	JP3409000001
Symbol	8830
Exchange	Frankfurt
Currency	EUR
Sector	Other
Security type	Stock
Market cap (m)	13,785 EUR
Benchmark	NIKKEI 225

Market data

Bid (Bid size)	29.40 EUR (180)
Ask (Ask size)	30.20 EUR (180)
Open	28.80 EUR
High	28.80 EUR
Low	28.80 EUR
Close (prev. day)	29.20 EUR
VWAP	29.20 EUR
Volume (pcs)	0
Trading volume	0.00
Number of trades	2
Last size	0

Futures and Options






Related Futures	-
Related Options	-

5y



Information about previous performance does not guarantee future performance.
Source: FactSet

Recent research

on sector		on market	
Date		Headline	Download
2024/07/15		Aktienempfehlungen Global	
2024/07/12		Global Equity Ratings	
2024/07/09		Aktienempfehlungen Österreich	
2024/07/05		Equity Weekly	
2024/06/24		Aktienempfehlungen Österreich	

Details

2024/07/16 08:47:15

Price

28.80 EUR

Difference ▼ -1.37% (-0.40)

General attributes

ISIN	JP3409000001
Symbol	8830
Exchange	Frankfurt
Currency	EUR
Sector	Other
Security type	Stock
Market cap (m)	13,785 EUR
Benchmark	NIKKEI 225

Market data

Bid (Bid size)	29.40 EUR (180)
Ask (Ask size)	30.20 EUR (180)
Open	28.80 EUR
High	28.80 EUR
Low	28.80 EUR
Close (prev. day)	29.20 EUR
VWAP	29.20 EUR
Volume (pcs)	0
Trading volume	0.00
Number of trades	2
Last size	0

Performance and Risk

	6m	1y	3y
Perf (%)	+3.60%	+27.43%	+0.70%
Perf (abs.)	+1.00	+6.20	+0.20
Beta	0.85	1.00	0.92
Volatility	36.42	31.44	28.94

5y



Information about previous performance does not guarantee future performance.
Source: FactSet

Price data

Ø price 5 days Ø volume 5 days (pcs.)	28.48 EUR (0)
Ø price 30 days Ø volume 30 days (pcs.)	27.96 EUR (0)
Ø price 100 days Ø volume 100 days (pcs.)	29.93 EUR (2)
Ø price 250 days Ø volume 250 days (pcs.)	27.25 EUR (2)
YTD High date	36.00 EUR (2024/04/09)
YTD Low date	26.20 EUR (2024/01/04)
52 Weeks High date	36.00 EUR (2024/04/09)
52 Weeks Low date	21.80 EUR (2023/08/18)

All listings for SUMITOMO REALTY & DEV. CORP LTD.

Exchange	Date	Time	Price	Trading volume (mio.)	Number of trades
Tradegate	2024/07/16	22:02	29.20 EUR	0.00	1
Tokyo Stock Exchange	2024/07/16	08:00	5,013.00 JPY	47.29	2,695
Stuttgart	2024/07/16	08:03	28.60 EUR	0.00	3
Munich	2024/07/16	08:29	29.40 EUR	0.00	1
Frankfurt	2024/07/16	08:47	28.80 EUR	0.00	2

	16					
FINRA other OTC Issues	2024/07/11	16:18	30.30 USD	0.01		2
Duesseldorf	2024/07/16	19:31	28.60 EUR	0.00		7
Berlin	2024/07/16	08:29	28.80 EUR	0.00		3

Company profile

Company Logo



Contact Details

SUMITOMO REALTY & DEVELOPMENT
CO. LTD.

--

Shinjuku NS Building, 2-4-1 Nishi-Shinjuku -
163-0820 Tokyo

Telefon: +81-3-3346-1221

Fax: +

E-mail: -

Company Profile

-

Members of Management Board

Dai Miyamoto Member of Executive
Committee

Hiroshi Kato Member of Executive
Committee

Hiroyuki Hashizume Member of Executive
Committee

Hisatoshi Katayama Member of Executive
Committee

Ichiro Wada Member of Executive
Committee

Kenichi Kawai Member of Executive
Committee

Kojun Nishima Member of Executive
Committee

Makoto Nakano Member of Executive
Committee

Ryuzo Ameniya Member of Executive
Committee

Takeo Kojima Member of Executive
Committee

Tokiyuki Okada Member of Executive
Committee

Board of directors

Kenichi Onodera Chairman of Supervisory
Board

Nobumasa Kemori Member of Supervisory
Board

Chiyono Terada Member of Supervisory
Board

Hakaru Tamura Member of Supervisory
Board

Hiroshi Kato Member of Supervisory
Board

Hisatoshi Katayama Member of Supervisory
Board

Kojun Nishima Member of Supervisory
Board

Masato Kobayashi Member of Supervisory
Board

Yoshiyuki Odai Member of Supervisory
Board