

RIO2 LTD.

ISIN: CA7672171021

WKN: -

Overview

2024/07/26 21:54:13

Price
0.53 CADDifference  -1.85% (-0.01)

General attributes

ISIN	CA7672171021
Symbol	RIO
Exchange	TSX Venture Exchange
Currency	CAD
Sector	Energy / Commodities
Security type	Stock
Market cap (m)	120 EUR
Benchmark	S&P/TSX 60 INDEX

Market data

Bid (Bid size)	0.52 CAD (5,000)
Ask (Ask size)	0.55 CAD (8,000)
Open	0.54 CAD
High	0.54 CAD
Low	0.53 CAD
Close (prev. day)	0.54 CAD
VWAP	0.531466 CAD
Volume (pcs)	58,000
Trading volume	30,825.00
Number of trades	18
Last size	500

Futures and Options





Related Futures	-
Related Options	-

5y



Information about previous performance does not guarantee future performance.
Source: FactSet

Recent research

on sector			
Date		Headline	Download
2024/07/26		Equity Weekly	
2024/07/24		Global Equity Ratings	
2024/07/24		Aktienempfehlungen Global	
2024/07/15		Aktienempfehlungen Global	
2024/07/12		Equity Weekly	

Details

2024/07/26 21:54:13

Price

0.53 CAD

Difference ▼ -1.85% (-0.01)

General attributes

ISIN	CA7672171021
Symbol	RIO
Exchange	TSX Venture Exchange
Currency	CAD
Sector	Energy / Commodities
Security type	Stock
Market cap (m)	120 EUR
Benchmark	S&P/TSX 60 INDEX

Market data

Bid (Bid size)	0.52 CAD (5,000)
Ask (Ask size)	0.55 CAD (8,000)
Open	0.54 CAD
High	0.54 CAD
Low	0.53 CAD
Close (prev. day)	0.54 CAD
VWAP	0.531466 CAD
Volume (pcs)	58,000
Trading volume	30,825.00
Number of trades	18
Last size	500

Performance and Risk

	6m	1y	3y
Perf (%)	+63.08%	+116.33%	-24.29%
Perf (abs.)	+0.21	+0.29	-0.17
Beta	1.45	0.79	1.36
Volatility	60.36	75.31	99.33

5y



Information about previous performance does not guarantee future performance.
Source: FactSet

Price data

Ø price 5 days Ø volume 5 days (pcs.)	0.54 CAD (181,069)
Ø price 30 days Ø volume 30 days (pcs.)	0.53 CAD (259,965)
Ø price 100 days Ø volume 100 days (pcs.)	0.48 CAD (244,002)
Ø price 250 days Ø volume 250 days (pcs.)	0.35 CAD (217,275)
YTD High date	0.64 CAD (2024/05/21)
YTD Low date	0.31 CAD (2024/01/22)
52 Weeks High date	0.64 CAD (2024/05/21)
52 Weeks Low date	0.16 CAD (2023/11/08)

All listings for RIO2 LTD.

Exchange	Date	Time	Price	Trading volume (mio.)	Number of trades
TSX Venture Exchange	2024/07/26	21:54	0.53 CAD	0.03	18
Stuttgart	2021/09/30	15:48	0.35 EUR	0.00	9
Frankfurt	2024/07/25	09:15	0.354 EUR	0.00	3
FINRA other OTC Issues	2024/07/26	21:56	0.3801 USD	0.03	18
Berlin	2024/07/26	20:48	0.356 EUR	0.00	20

Company profile

Company Logo



Company Profile

-

Contact Details

RIO2 LTD.

--

Telefon: -

Fax: -

E-mail: -