

TEUTON RESOURCES CORP

ISIN: CA88162H2000 WKN: -

Overview

2024/07/26 20:58:36

Price
0.75 USDDifference  -1.32% (-0.01)

General attributes

ISIN	CA88162H2000
Symbol	TUO
Exchange	FINRA other OTC Issues
Currency	USD
Sector	Energy / Commodities
Security type	Stock
Market cap (m)	40 EUR
Benchmark	S&P/TSX 60 INDEX

Market data

Bid (Bid size)	-
Ask (Ask size)	-
Open	0.75 USD
High	0.8196 USD
Low	0.75 USD
Close (prev. day)	0.76 USD
VWAP	0.764786 USD
Volume (pcs)	72,216
Trading volume	55,246.83
Number of trades	48
Last size	13,347

Futures and Options











Related Futures	-
Related Options	-

5y



Information about previous performance does not guarantee future performance.
Source: FactSet

Recent research

on sector			
Date		Headline	Download
2024/07/26		Equity Weekly	
2024/07/24		Global Equity Ratings	
2024/07/24		Aktienempfehlungen Global	
2024/07/15		Aktienempfehlungen Global	
2024/07/12		Equity Weekly	

Details

2024/07/26 20:58:36

Price
0.75 USDDifference 📉 -1.32% (-0.01)

General attributes

ISIN	CA88162H2000
Symbol	TUO
Exchange	FINRA other OTC Issues
Currency	USD
Sector	Energy / Commodities
Security type	Stock
Market cap (m)	40 EUR
Benchmark	S&P/TSX 60 INDEX

Market data

Bid (Bid size)	-
Ask (Ask size)	-
Open	0.75 USD
High	0.8196 USD
Low	0.75 USD
Close (prev. day)	0.76 USD
VWAP	0.764786 USD
Volume (pcs)	72,216
Trading volume	55,246.83
Number of trades	48
Last size	13,347

Performance and Risk

	6m	1y	3y
Perf (%)	-11.51%	-16.11%	-55.62%
Perf (abs.)	-0.10	-0.14	-0.94
Beta	0.77	0.78	0.76
Volatility	67.94	73.84	91.51

5y



Information about previous performance does not guarantee future performance.
Source: FactSet

Price data

Ø price 5 days Ø volume 5 days (pcs.)	0.80 USD (56,733)
Ø price 30 days Ø volume 30 days (pcs.)	0.90 USD (22,141)
Ø price 100 days Ø volume 100 days (pcs.)	1.01 USD (16,606)
Ø price 250 days Ø volume 250 days (pcs.)	0.92 USD (12,212)
YTD High date	1.29 USD (2024/04/09)
YTD Low date	0.73 USD (2024/07/25)
52 Weeks High date	1.29 USD (2024/04/09)
52 Weeks Low date	0.53 USD (2023/09/12)

All listings for TEUTON RESOURCES CORP

Exchange 📍	Date	Time	Price	Trading volume (mio.)	Number of trades
TSX Venture Exchange	2024/07/26	21:47	1.05 CAD	0.07	53
Stuttgart	2024/07/26	11:05	0.645 EUR	0.00	4
Frankfurt	2024/07/26	08:05	0.645 EUR	0.00	2
FINRA other OTC Issues	2024/07/26	20:58	0.75 USD	0.06	48
Berlin	2024/07/26	20:22	0.71 EUR	0.00	13

Company profile

Company Logo

Contact Details

TEUTON RESOURCES

--

Telefon: -

Fax: -

E-mail: -

Company Profile

-