


# GRENKE AG

ISIN: DE000A161N30      WKN: A161N3

## Overview

2024/04/25 09:00:15		
Price	22.20 EUR	
Difference		0.23% (0.05)

General attributes	
ISIN	DE000A161N30
Symbol	GLJ
Exchange	London Stock Exchange European Trade Reporting
Currency	EUR
Sector	Financial
Security type	Stock
Market cap (m)	1,032 EUR
Benchmark	GERMANY DAX






Market data	
Bid (Bid size)	21.35 EUR (1,000)
Ask (Ask size)	22.40 EUR (1,000)
Open	22.20 EUR
High	22.20 EUR
Low	22.20 EUR
Close (prev. day)	22.15 EUR
VWAP	19.39959 EUR
Volume (pcs)	-
Trading volume	-
Number of trades	1
Last size	-

Futures and Options	
Related Futures	15
Related Options	-




Information about previous performance does not guarantee future performance.  
Source: FactSet

### Recent research

on sector		on market	
Date		Headline	Download
2024/04/19		Equity Weekly	
2024/04/15		Aktienempfehlungen Österreich	
2024/04/03		Global Equity Ratings	
2024/04/03		Aktienempfehlungen Global	
2024/04/03		Aktienempfehlungen Österreich	

Details

2024/04/25 09:00:15		
Price	22.20 EUR	
Difference		0.23% (0.05)

General attributes	
ISIN	DE000A161N30
Symbol	GLJ
Exchange	London Stock Exchange European Trade Reporting
Currency	EUR
Sector	Financial
Security type	Stock
Market cap (m)	1,032 EUR
Benchmark	GERMANY DAX


Market data	
Bid (Bid size)	21.35 EUR (1,000)
Ask (Ask size)	22.40 EUR (1,000)
Open	22.20 EUR
High	22.20 EUR
Low	22.20 EUR
Close (prev. day)	22.15 EUR
VWAP	19.39959 EUR
Volume (pcs)	-
Trading volume	-
Number of trades	1
Last size	-

Performance and Risk			
	6m	1y	3y
Perf (%)	+10.20%	-31.10%	-33.52%
Perf (abs.)	+2.05	-10.00	-11.17
Beta	1.33	1.07	1.03
Volatility	29.65	31.78	39.95



Information about previous performance does not guarantee future performance.  
Source: FactSet

Price data	
Ø price 5 days   Ø volume 5 days (pcs.)	22.30 EUR (0)
Ø price 30 days   Ø volume 30 days (pcs.)	23.08 EUR (0)
Ø price 100 days   Ø volume 100 days (pcs.)	23.46 EUR (0)
Ø price 250 days   Ø volume 250 days (pcs.)	24.20 EUR (0)
YTD High   date	25.23 EUR (2024/01/02)
YTD Low   date	22.15 EUR (2024/04/16)
52 Weeks High   date	32.45 EUR (2023/04/28)
52 Weeks Low   date	19.26 EUR (2023/10/27)

Arbitrage views						
Exchange 	Date	Time	Price	Trading volume (mio.)	Number of trades	
Xetra	2024/04/25	10:44	22.00 EUR	0.35	74	
Vienna Stock Exchange	2024/04/25	09:05	22.20 EUR	0.00	1	
Tradegate	2024/04/25	10:14	21.85 EUR	0.08	20	
Stuttgart	2024/04/25	10:45	21.95 EUR	0.00	13	
Munich	2024/	08:01	22.20 EUR	0.00	1	

	04/25						
London Stock Exchange European Trade Reporting	2024/ 04/25	09:00	22.20	EUR	0.00		1
Hanover	2024/ 04/25	08:16	22.15	EUR	0.00		1
Hamburg	2024/ 04/25	08:16	22.15	EUR	0.00		1
Frankfurt	2024/ 04/25	09:27	22.05	EUR	0.00		2
FINRA other OTC Issues	2024/ 03/07	18:17	21.95	USD	0.00		1
Duesseldorf	2024/ 04/25	09:32	21.75	EUR	0.00		2
Berlin	2024/ 04/25	08:01	22.10	EUR	0.00		1

# Company profile

Company Logo



Contact Details
GRENKE AG
- -
Neuer Markt 2 - 76532 Baden-Baden
Telefon: +49-7221-5007-204
Fax: +49-7221-5007-4218
E-mail: <a href="mailto:service@grenke.de">service@grenke.de</a>

Company Profile

-

Members of Management Board	
Sebastian Hirsch	Chairman of Managing Board
Gilles Christ	Member of Executive Committee
Isabel Rösler	Member of Executive Committee

Board of directors	
Jens Rönningberg	Chairman of Supervisory Board
Konstantin N. M. Mettenheimer	Member of Supervisory Board
Ljiljana Mitic	Member of Supervisory Board
Moritz Grenke	Member of Supervisory Board
Nils Kröber	Member of Supervisory Board
Norbert Freisleben	Member of Supervisory Board