

TGS ASA

ISIN: NO0003078800

WKN: -

Overview

2024/09/03 15:35:13

Price
10.305 USDDifference  -11.85% (-1.39)

General attributes

ISIN	NO0003078800
Symbol	TGS
Exchange	FINRA other OTC Issues
Currency	USD
Sector	Energy / Commodities
Security type	Stock
Market cap (m)	2,184 EUR
Benchmark	NORWAY OSLO BORS ALL SHARE(TRG)

Market data

Bid (Bid size)	-
Ask (Ask size)	-
Open	10.305 USD
High	10.305 USD
Low	10.305 USD
Close (prev. day)	11.69 USD
VWAP	10.305 USD
Volume (pcs)	6,282
Trading volume	64,736.01
Number of trades	4
Last size	1,115

Futures and Options




Related Futures	30
Related Options	-

5y



Information about previous performance does not guarantee future performance.
Source: FactSet

Recent research

on sector			
Date		Headline	Download
2024/09/11		Global Equity Ratings	
2024/09/11		Aktienempfehlungen Global	
2024/09/09		Aktienempfehlungen Österreich	
2024/09/06		Equity Weekly	
2024/09/05		Global Equity Ratings	

Details

2024/09/03 15:35:13

Price

10.305 USD

Difference ▼ -11.85% (-1.39)

General attributes

ISIN	NO0003078800
Symbol	TGS
Exchange	FINRA other OTC Issues
Currency	USD
Sector	Energy / Commodities
Security type	Stock
Market cap (m)	2,184 EUR
Benchmark	NORWAY OSLO BORS ALL SHARE(TRG)

Market data

Bid (Bid size)	-
Ask (Ask size)	-
Open	10.305 USD
High	10.305 USD
Low	10.305 USD
Close (prev. day)	11.69 USD
VWAP	10.305 USD
Volume (pcs)	6,282
Trading volume	64,736.01
Number of trades	4
Last size	1,115

Performance and Risk

	6m	1y	3y
Perf (%)	-	-	-
Perf (abs.)	-	-	-
Beta	-	-	-
Volatility	16.41	24.58	100.81

5y



Information about previous performance does not guarantee future performance.
Source: FactSet

Price data

Ø price 5 days Ø volume 5 days (pcs.)	10.305 USD (647)
Ø price 30 days Ø volume 30 days (pcs.)	10.305 USD (109)
Ø price 100 days Ø volume 100 days (pcs.)	11.174 USD (72)
Ø price 250 days Ø volume 250 days (pcs.)	11.168 USD (577)
YTD High date	11.690 USD (2024/07/12)
YTD Low date	8.983 USD (2024/02/08)
52 Weeks High date	13.320 USD (2023/09/25)
52 Weeks Low date	8.983 USD (2024/02/08)

All listings for TGS ASA

Exchange	Date	Time	Price	Trading volume (mio.)	Number of trades
Tradegate	2024/09/13	22:26	8.98 EUR	0.01	4
Stuttgart	2024/09/13	16:37	8.94 EUR	0.01	14
London Stock Exchange European Trade Reporting	2024/09/13	16:20	105.35 NOK	0.00	2
Hanover	2024/09/13	17:25	8.935 EUR	0.00	3
Frankfurt	2024/	13:24	8.92 EUR	0.00	1

	09/13					
First North Stockholm	2024/ 09/13	18:00	105.70 NOK	0.01		1
FINRA other OTC Issues	2024/ 09/03	15:35	10.305 USD	0.06		4
Duesseldorf	2024/ 09/13	08:10	8.72 EUR	0.00		3
Berlin	2024/ 09/13	21:43	8.96 EUR	0.00		19

Company profile

Company Logo



Contact Details

TGS ASA

--

Askekroken 11 - 0277 Oslo

Telefon: +47-22-55-04-00

Fax: +47-33343308

E-mail: info@tgs.com

Company Profile

-

Members of Management Board

Kristian Johansen	Chairman of Managing Board
Carel Hooijkaas	Member of Executive Committee
David Hajovsky	Member of Executive Committee
Jan Schoolmeesters	Member of Executive Committee
Sven Borre Larsen	Member of Executive Committee
Tana Pool	Member of Executive Committee
Wadii El Karkouri	Member of Executive Committee
Whitney Eaton	Member of Executive Committee
Will Ashby	Member of Executive Committee

Board of directors

Christopher Finlayson	Chairman of Supervisory Board
Bettina Bachmann	Member of Supervisory Board
Grethe Moen	Member of Supervisory Board
Irene Egset	Member of Supervisory Board
Luis Antonio Gomes Araujo	Member of Supervisory Board
Maurice Nessim	Member of Supervisory Board
Svein Harald Øygard	Member of Supervisory Board