

ALARM.COM HOLDINGS INC COM USD0.01

ISIN: **US0116421050** WKN: **011642105**

Overview

2024/09/13 14:41:21

Price

49.20 EUR

Difference  0.41% (0.20)

General attributes

ISIN	US0116421050
Symbol	ALRM
Exchange	Frankfurt
Currency	EUR
Sector	-
Security type	Stock
Market cap (m)	2,456 EUR
Benchmark	S&P 500

Market data

Bid (Bid size)	-
Ask (Ask size)	-
Open	48.40 EUR
High	49.20 EUR
Low	48.40 EUR
Close (prev. day)	49.00 EUR
VWAP	49.20 EUR
Volume (pcs)	30
Trading volume	1,476.00
Number of trades	1
Last size	30

Futures and Options

Related Futures	-
Related Options	-

5y













Information about previous performance does not guarantee future performance.

Source: FactSet

Recent research

on market

Date	Headline	Download
2024/09/11	 Global Equity Ratings	
2024/09/11	 Aktienempfehlungen Global	
2024/09/09	 Marktkommentar	
2024/09/05	 Global Equity Ratings	
2024/09/05	 Aktienempfehlungen Global	

Details

2024/09/13 14:41:21

Price

49.20 EUR

Difference ▲ 0.41% (0.20)

General attributes

ISIN	US0116421050
Symbol	ALRM
Exchange	Frankfurt
Currency	EUR
Sector	-
Security type	Stock
Market cap (m)	2,456 EUR
Benchmark	S&P 500

Market data

Bid (Bid size)	-
Ask (Ask size)	-
Open	48.40 EUR
High	49.20 EUR
Low	48.40 EUR
Close (prev. day)	49.00 EUR
VWAP	49.20 EUR
Volume (pcs)	30
Trading volume	1,476.00
Number of trades	1
Last size	30

Performance and Risk

	6m	1y	3y
Perf (%)	-27.11%	-9.72%	-26.39%
Perf (abs.)	-18.30	-5.30	-17.64
Beta	-	-	-
Volatility	35.73	32.96	34.64

5y



Information about previous performance does not guarantee future performance.
Source: FactSet

Price data

Ø price 5 days Ø volume 5 days (pcs.)	49.16 EUR (6)
Ø price 30 days Ø volume 30 days (pcs.)	53.57 EUR (27)
Ø price 100 days Ø volume 100 days (pcs.)	58.63 EUR (10)
Ø price 250 days Ø volume 250 days (pcs.)	58.34 EUR (12)
YTD High date	71.00 EUR (2024/02/29)
YTD Low date	48.40 EUR (2024/09/13)
52 Weeks High date	71.00 EUR (2024/02/29)
52 Weeks Low date	47.20 EUR (2023/11/01)

All listings for ALARM.COM HOLDINGS INC COM USD0.01

Exchange ⊕	Date	Time	Price	Trading volume (mio.)	Number of trades
Tradegate	2024/09/13	22:26	50.00 EUR	0.00	1
Stuttgart	2024/09/13	20:07	49.40 EUR	0.00	5
Nasdaq	2024/09/13	22:00	55.25 USD	25.50	10,382
Munich	2024/09/13	08:03	49.00 EUR	0.00	2
London Stock	2023/05/	15:30	50.47 USD	0.00	1

Exchange	30						
Frankfurt	2024/09/ 13	14:41	49.20	EUR	0.00		1
Duesseldorf	2024/09/ 13	19:30	49.40	EUR	0.00		7
Berlin	2024/09/ 13	20:30	49.40	EUR	0.00		19

Company profile

Company Logo



Company Profile

-

Contact Details

ALARM.COM HOLDINGS INC

--

Telefon: -

Fax: -

E-mail: -