

LITE ACCESS TECHNOLOGIES INC.

ISIN: CA5367361014 WKN: -

Overview

2023/05/05 08:02:36

Price

0.062 EUR

Difference  -8.82% (-0.01)

General attributes

ISIN	CA5367361014
Symbol	LTE
Exchange	Frankfurt
Currency	EUR
Sector	Technology
Security type	Stock
Market cap (m)	1 EUR
Benchmark	S&P/TSX 60 INDEX

Market data

Bid (Bid size)	-
Ask (Ask size)	-
Open	0.062 EUR
High	0.062 EUR
Low	0.062 EUR
Close (prev. day)	0.068 EUR
VWAP	0.039 EUR
Volume (pcs)	0
Trading volume	0.00
Number of trades	1
Last size	0

Futures and Options











Related Futures	-
Related Options	-

5y



Information about previous performance does not guarantee future performance.
Source: FactSet

Recent research

on sector			
Date		Headline	Download
2024/07/26		Equity Weekly	
2024/07/24		Global Equity Ratings	
2024/07/24		Aktienempfehlungen Global	
2024/07/15		Aktienempfehlungen Global	
2024/07/12		Global Equity Ratings	

Details

2023/05/05 08:02:36

Price

0.062 EUR

Difference ▼ -8.82% (-0.01)

General attributes

ISIN	CA5367361014
Symbol	LTE
Exchange	Frankfurt
Currency	EUR
Sector	Technology
Security type	Stock
Market cap (m)	1 EUR
Benchmark	S&P/TSX 60 INDEX

Market data

Bid (Bid size)	-
Ask (Ask size)	-
Open	0.062 EUR
High	0.062 EUR
Low	0.062 EUR
Close (prev. day)	0.068 EUR
VWAP	0.039 EUR
Volume (pcs)	0
Trading volume	0.00
Number of trades	1
Last size	0

Performance and Risk

	6m	1y	3y
Perf (%)	+56.96%	+264.71%	-80.00%
Perf (abs.)	+0.02	+0.05	-0.25
Beta	-	0.00	0.07
Volatility	114.88	574.54	389.46

5y



Information about previous performance does not guarantee future performance.
Source: FactSet

Price data

Ø price 5 days Ø volume 5 days (pcs.)	0.056 EUR (0)
Ø price 30 days Ø volume 30 days (pcs.)	0.044 EUR (111)
Ø price 100 days Ø volume 100 days (pcs.)	0.040 EUR (33)
Ø price 250 days Ø volume 250 days (pcs.)	0.023 EUR (13)
YTD High date	0.068 EUR (2023/05/04)
YTD Low date	0.036 EUR (2023/01/02)
52 Weeks High date	0.068 EUR (2023/05/04)
52 Weeks Low date	0.001 EUR (2022/05/13)

All listings for LITE ACCESS TECHNOLOGIES INC.

Exchange ⊕	Date	Time	Price	Trading volume (mio.)	Number of trades
Tradegate	2024/01/25	08:00	0.064 EUR	0.00	2
TSX Venture Exchange	2024/04/16	17:00	0.095 CAD	0.00	1
Frankfurt	2023/05/05	08:02	0.062 EUR	0.00	1

Company profile

Company Logo



Company Profile

-

Contact Details

LITE ACCESS TECHNOLOGIES

--

Telefon: -

Fax: -

E-mail: -