

## EUOPRIS ASA

ISIN: NO0010735343

WKN: -

## Overview

2024/07/12 18:00:00

Price

68.70 NOK

Difference  -6.91% (-5.10)

## General attributes

ISIN NO0010735343

Symbol EPR

Exchange First North Stockholm

Currency NOK

Sector Commerce

Security type Stock

Market cap (m) 949 EUR

Benchmark NORWAY OSLO BORS ALL SHARE(TRG)

## Market data

Bid (Bid size) 66.50 NOK (498)

Ask (Ask size) 67.45 NOK (498)

Open 68.70 NOK

High 68.70 NOK

Low 68.70 NOK

Close (prev. day) 73.80 NOK

VWAP 68.70 NOK

Volume (pcs) 1,300

Trading volume 89,310.00

Number of trades 2

Last size -

## Futures and Options

Related Futures -

Related Options -











5y



Information about previous performance does not guarantee future performance.

Source: FactSet

## Recent research

on sector			
Date		Headline	Download
2024/07/15		Aktienempfehlungen Global	
2024/07/12		Global Equity Ratings	
2024/06/21		Equity Weekly	
2024/06/21		Global Equity Ratings	
2024/06/21		Aktienempfehlungen Global	

## Details

2024/07/12 18:00:00

## Price

68.70 NOK

Difference ▼ -6.91% (-5.10)

## General attributes

ISIN	NO0010735343
Symbol	EPR
Exchange	First North Stockholm
Currency	NOK
Sector	Commerce
Security type	Stock
Market cap (m)	949 EUR
Benchmark	NORWAY OSLO BORS ALL SHARE(TRG)

## Market data

Bid (Bid size)	66.50 NOK (498)
Ask (Ask size)	67.45 NOK (498)
Open	68.70 NOK
High	68.70 NOK
Low	68.70 NOK
Close (prev. day)	73.80 NOK
VWAP	68.70 NOK
Volume (pcs)	1,300
Trading volume	89,310.00
Number of trades	2
Last size	-

## Performance and Risk

	6m	1y	3y
Perf (%)	-13.26%	+1.55%	+22.13%
Perf (abs.)	-10.50	+1.05	+12.45
Beta	-0.30	0.24	0.36
Volatility	56.64	59.06	-

5y



Information about previous performance does not guarantee future performance.  
Source: FactSet

## Price data

Ø price 5 days   Ø volume 5 days (pcs.)	71.25 NOK (350)
Ø price 30 days   Ø volume 30 days (pcs.)	72.15 NOK (92)
Ø price 100 days   Ø volume 100 days (pcs.)	73.30 NOK (176)
Ø price 250 days   Ø volume 250 days (pcs.)	70.63 NOK (148)
YTD High   date	81.70 NOK (2024/01/24)
YTD Low   date	68.70 NOK (2024/05/06)
52 Weeks High   date	81.70 NOK (2024/01/24)
52 Weeks Low   date	58.20 NOK (2023/09/28)

## Arbitrage views

Exchange	Date	Time	Price	Trading volume (mio.)	Number of trades
Tradegate	2024/07/18	17:14	5.82 EUR	0.01	4
Stuttgart	2024/07/18	16:28	5.90 EUR	0.01	9
Munich	2024/07/18	08:11	5.685 EUR	0.00	2
London Stock Exchange European Trade Reporting	2024/07/18	16:20	67.225 NOK	0.00	2
Frankfurt	2024/	08:27	5.655 EUR	0.00	1

	07/18				
First North Stockholm	2024/ 07/12	18:00	68.70 NOK	0.09	2
Duesseldorf	2024/ 07/18	08:11	5.69 EUR	0.00	1

## Company profile

### Company Logo



### Company Profile

-

### Contact Details

EUOPRIS

--

----

Telefon: -

Fax: -

E-mail: -