

## ST. BARBARA LTD.

ISIN: AU000000SBM8 WKN: SBM

## Overview

2024/07/24 22:01:56

Price  
0.1359 EURDifference  -0.66% (-0.00)

## General attributes

ISIN	AU000000SBM8
Symbol	SBM
Exchange	Tradegate
Currency	EUR
Sector	Energy / Commodities
Security type	Stock
Market cap (m)	112 EUR
Benchmark	ASX ALL ORDINARIES INDEX

## Market data

Bid (Bid size)	0.1268 EUR (15,776)
Ask (Ask size)	0.1417 EUR (14,117)
Open	0.1359 EUR
High	0.1359 EUR
Low	0.1359 EUR
Close (prev. day)	0.1368 EUR
VWAP	0.1434 EUR
Volume (pcs)	-
Trading volume	-
Number of trades	1
Last size	-

## Futures and Options











Related Futures	-
Related Options	-

5y



Information about previous performance does not guarantee future performance.  
Source: FactSet

## Recent research

on sector			
Date		Headline	Download
2024/07/24		Global Equity Ratings	
2024/07/24		Aktienempfehlungen Global	
2024/07/15		Aktienempfehlungen Global	
2024/07/12		Equity Weekly	
2024/07/12		Global Equity Ratings	

## Details

2024/07/24 22:01:56

## Price

0.1359 EUR

Difference ▼ -0.66% (-0.00)

## General attributes

ISIN	AU000000SBM8
Symbol	SBM
Exchange	Tradegate
Currency	EUR
Sector	Energy / Commodities
Security type	Stock
Market cap (m)	112 EUR
Benchmark	ASX ALL ORDINARIES INDEX

## Market data

Bid (Bid size)	0.1268 EUR (15,776)
Ask (Ask size)	0.1417 EUR (14,117)
Open	0.1359 EUR
High	0.1359 EUR
Low	0.1359 EUR
Close (prev. day)	0.1368 EUR
VWAP	0.1434 EUR
Volume (pcs)	-
Trading volume	-
Number of trades	1
Last size	-

## Performance and Risk

	6m	1y	3y
Perf (%)	+30.92%	-17.93%	-88.01%
Perf (abs.)	+0.03	-0.03	-1.00
Beta	0.80	1.23	1.28
Volatility	76.83	74.24	80.12

5y



Information about previous performance does not guarantee future performance.  
Source: FactSet

## Price data

Ø price 5 days   Ø volume 5 days (pcs.)	0.1379 EUR (8,837)
Ø price 30 days   Ø volume 30 days (pcs.)	0.1337 EUR (4,121)
Ø price 100 days   Ø volume 100 days (pcs.)	0.1393 EUR (24,360)
Ø price 250 days   Ø volume 250 days (pcs.)	0.1249 EUR (26,550)
YTD High   date	0.1998 EUR (2024/04/12)
YTD Low   date	0.0811 EUR (2024/02/26)
52 Weeks High   date	0.1998 EUR (2024/04/12)
52 Weeks Low   date	0.0811 EUR (2024/02/26)

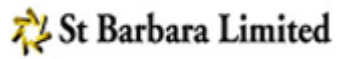
## All listings for ST. BARBARA LTD.

Exchange <span>⊕</span>	Date	Time	Price	Trading volume (mio.)	Number of trades
Tradegate	2024/07/24	22:01	0.1359 EUR	0.00	1
Stuttgart	2024/07/24	10:32	0.1301 EUR	0.00	3
Munich	2024/07/24	08:03	0.1404 EUR	0.00	1
Hamburg	2024/07/24	08:01	0.128 EUR	0.00	1
Frankfurt	2024/	08:02	0.128 EUR	0.00	1

	07/24					
FINRA other OTC Issues	2024/06/17	19:04	0.1523 USD	0.00		1
Duesseldorf	2024/07/24	19:30	0.1297 EUR	0.00		5
Berlin	2024/07/24	08:08	0.128 EUR	0.00		1
Australian Securities Exchange	2024/07/24	08:10	0.225 AUD	0.44		663

## Company profile

### Company Logo



### Company Profile

-

### Contact Details

ST BARBARA MINES

--

Level 21, 90 Collins Street - 8003  
Melbourne, VIC

Telefon: +61 3 8660 1900

Fax: +613 8660 1999

E-mail: [Melbourne@stbarbara.com.au](mailto:Melbourne@stbarbara.com.au)