

PIHLAJALINNA OYJ

ISIN: **FI4000092556** WKN: -

Overview

2020/03/19 11:55:46

Price

12.10 EUR

Difference ▼ -20.39% (-3.10)

General attributes

ISIN FI4000092556

Symbol PIHLIS

Exchange London Stock Exchange

Currency EUR

Sector Chemical / Pharmaceutical / Health

Security type Stock

Market cap (m) 185 EUR

Benchmark OMX HELSINKI 25

Market data

Bid (Bid size) -

Ask (Ask size) -

Open 12.10 EUR

High 12.10 EUR

Low 12.10 EUR

Close (prev. day) 15.20 EUR

VWAP 12.10 EUR

Volume (pcs) 36,932

Trading volume 446,877.20

Number of trades 4

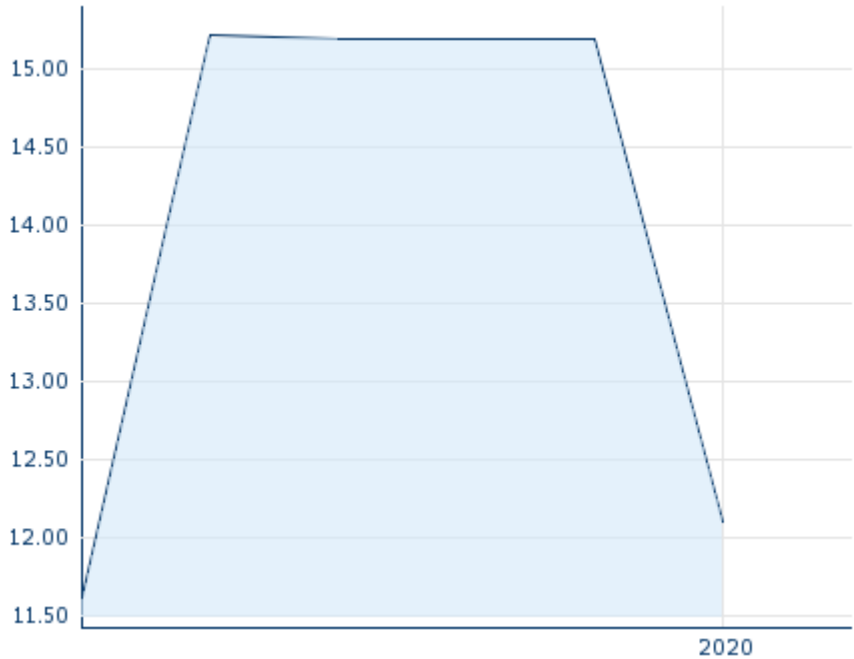
Last size 12,508

Futures and Options

Related Futures -

Related Options -

5y



Information about previous performance does not guarantee future performance.
Source: FactSet

Recent research

on sector		on market	
Date		Headline	Download
2024/04/29		Aktienempfehlungen Österreich	
2024/04/26		Global Equity Ratings	
2024/04/26		Aktienempfehlungen Global	
2024/04/15		Aktienempfehlungen Österreich	
2024/04/03		Global Equity Ratings	

Details

2020/03/19 11:55:46

Price

12.10 EUR

Difference  -20.39% (-3.10)

General attributes

ISIN	FI4000092556
Symbol	PIHLIS
Exchange	London Stock Exchange
Currency	EUR
Sector	Chemical / Pharmaceutical / Health
Security type	Stock
Market cap (m)	185 EUR
Benchmark	OMX HELSINKI 25

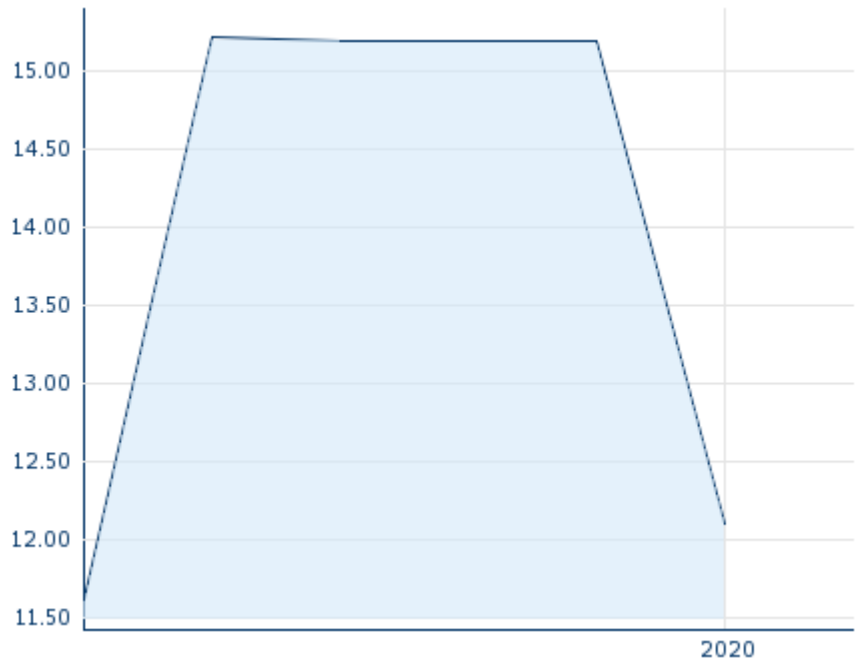
Market data

Bid (Bid size)	-
Ask (Ask size)	-
Open	12.10 EUR
High	12.10 EUR
Low	12.10 EUR
Close (prev. day)	15.20 EUR
VWAP	12.10 EUR
Volume (pcs)	36,932
Trading volume	446,877.20
Number of trades	4
Last size	12,508

Performance and Risk

	6m	1y	3y
Perf (%)	-	-	-28.78%
Perf (abs.)	-	-	-4.89
Beta	0.16	0.16	0.47
Volatility	163.21	88.51	34.01

5y




Information about previous performance does not guarantee future performance.
Source: FactSet

Price data

Ø price 5 days Ø volume 5 days (pcs.)	8.50 EUR (11,228)
Ø price 30 days Ø volume 30 days (pcs.)	3.82 EUR (9,118)
Ø price 100 days Ø volume 100 days (pcs.)	1.69 EUR (3,310)
Ø price 250 days Ø volume 250 days (pcs.)	- EUR (1,976)
YTD High date	12.10 EUR (2020/03/19)
YTD Low date	12.10 EUR (2020/03/19)
52 Weeks High date	15.22 EUR (2019/11/28)
52 Weeks Low date	9.95 EUR (2019/04/15)

Arbitrage views

Exchange 	Date	Time	Price	Trading volume (mio.)	Number of trades
Stuttgart	2024/05/03	10:30	8.52 EUR	0.00	3
Nasdaq Helsinki	2024/05/03	10:44	8.56 EUR	0.13	89
Munich	2024/05/03	08:03	8.02 EUR	0.00	1
London Stock Exchange	2020/03/19	11:55	12.10 EUR	0.45	4
Frankfurt	2024/05/03	09:15	8.56 EUR	0.00	3

	03						
Berlin	2024/05/03	08:04	7.96 EUR	0.00		1	

Company profile

Company Logo



Company Profile

-

Contact Details

PIHLAJALINNA

--

Telefon: -

Fax: -

E-mail: -