

ST. BARBARA LTD.

ISIN: **AU000000SBM8** WKN: **SBM**

Overview

2024/07/24 08:02:30

Price
0.128 EURDifference  0.00% (0.00)

General attributes

ISIN	AU000000SBM8
Symbol	SBM
Exchange	Frankfurt
Currency	EUR
Sector	Energy / Commodities
Security type	Stock
Market cap (m)	112 EUR
Benchmark	ASX ALL ORDINARIES INDEX

Market data

Bid (Bid size)	0.1285 EUR (150,000)
Ask (Ask size)	0.1429 EUR (10,000)
Open	0.128 EUR
High	0.128 EUR
Low	0.128 EUR
Close (prev. day)	0.128 EUR
VWAP	0.1344 EUR
Volume (pcs)	0
Trading volume	0.00
Number of trades	1
Last size	0

Futures and Options











Related Futures	-
Related Options	-



5y

Information about previous performance does not guarantee future performance.
Source: FactSet

Recent research

on sector			
Date		Headline	Download
2024/07/24		Global Equity Ratings	
2024/07/24		Aktienempfehlungen Global	
2024/07/15		Aktienempfehlungen Global	
2024/07/12		Equity Weekly	
2024/07/12		Global Equity Ratings	

Details

2024/07/24 08:02:30

Price

0.128 EUR

Difference ➔ 0.00% (0.00)

General attributes

ISIN	AU000000SBM8
Symbol	SBM
Exchange	Frankfurt
Currency	EUR
Sector	Energy / Commodities
Security type	Stock
Market cap (m)	112 EUR
Benchmark	ASX ALL ORDINARIES INDEX

Market data

Bid (Bid size)	0.1285 EUR (150,000)
Ask (Ask size)	0.1429 EUR (10,000)
Open	0.128 EUR
High	0.128 EUR
Low	0.128 EUR
Close (prev. day)	0.128 EUR
VWAP	0.1344 EUR
Volume (pcs)	0
Trading volume	0.00
Number of trades	1
Last size	0

Performance and Risk

	6m	1y	3y
Perf (%)	+27.74%	-21.66%	-88.64%
Perf (abs.)	+0.03	-0.04	-1.00
Beta	0.80	1.23	1.28
Volatility	112.51	123.17	101.12



Information about previous performance does not guarantee future performance.
Source: FactSet

Price data

Ø price 5 days Ø volume 5 days (pcs.)	0.133 EUR (0)
Ø price 30 days Ø volume 30 days (pcs.)	0.127 EUR (1,067)
Ø price 100 days Ø volume 100 days (pcs.)	0.133 EUR (3,186)
Ø price 250 days Ø volume 250 days (pcs.)	0.119 EUR (5,255)
YTD High date	0.194 EUR (2024/04/12)
YTD Low date	0.080 EUR (2024/02/27)
52 Weeks High date	0.194 EUR (2024/04/12)
52 Weeks Low date	0.080 EUR (2024/02/27)

All listings for ST. BARBARA LTD.

Exchange ⊕	Date	Time	Price	Trading volume (mio.)	Number of trades
Tradegate	2024/07/23	22:26	0.1368 EUR	0.00	1
Stuttgart	2024/07/24	10:32	0.1301 EUR	0.00	2
Munich	2024/07/24	08:03	0.1404 EUR	0.00	1
Hamburg	2024/07/24	08:01	0.128 EUR	0.00	1
Frankfurt	2024/07/24	08:02	0.128 EUR	0.00	1

	07/24					
FINRA other OTC Issues	2024/06/17	19:04	0.1523 USD	0.00		1
Duesseldorf	2024/07/24	16:30	0.1297 EUR	0.00		4
Berlin	2024/07/24	08:08	0.128 EUR	0.00		1
Australian Securities Exchange	2024/07/24	08:10	0.225 AUD	0.44		663

Company profile

Company Logo



Company Profile

-

Contact Details

ST BARBARA MINES

--

Level 21, 90 Collins Street - 8003
Melbourne, VIC

Telefon: +61 3 8660 1900

Fax: +613 8660 1999

E-mail: Melbourne@stbarbara.com.au