

## CAESARS ENTERTAINMENT INC.

ISIN: US12769G1004 WKN: 12769G100

## Overview

2024/07/16 08:03:07

Price

35.87 EUR

Difference  -1.98% (-0.73)

## General attributes

ISIN US12769G1004

Symbol CZR

Exchange Frankfurt

Currency EUR

Sector Media / Entertainment / Recreation

Security type Stock

Market cap (m) 7,789 EUR

Benchmark S&amp;P 500

## Market data

Bid (Bid size) 35.865 EUR (250)

Ask (Ask size) 36.08 EUR (250)

Open 35.87 EUR

High 35.87 EUR

Low 35.87 EUR

Close (prev. day) 36.595 EUR

VWAP 35.95271 EUR

Volume (pcs) 0

Trading volume 0.00

Number of trades 1

Last size 0

## Futures and Options

Related Futures -

Related Options -




5y



Information about previous performance does not guarantee future performance.

Source: FactSet

## Recent research

on sector		on market	
Date		Headline	Download
2024/07/15		Aktienempfehlungen Global	
2024/07/12		Global Equity Ratings	
2024/07/09		Aktienempfehlungen Österreich	
2024/06/28		Equity Weekly	
2024/06/24		Aktienempfehlungen Österreich	

## Details

2024/07/16 08:03:07

## Price

35.87 EUR

Difference ▼ -1.98% (-0.73)

## General attributes

ISIN	US12769G1004
Symbol	CZR
Exchange	Frankfurt
Currency	EUR
Sector	Media / Entertainment / Recreation
Security type	Stock
Market cap (m)	7,789 EUR
Benchmark	S&P 500

## Market data

Bid (Bid size)	35.865 EUR (250)
Ask (Ask size)	36.08 EUR (250)
Open	35.87 EUR
High	35.87 EUR
Low	35.87 EUR
Close (prev. day)	36.595 EUR
VWAP	35.95271 EUR
Volume (pcs)	0
Trading volume	0.00
Number of trades	1
Last size	0

## Performance and Risk

	6m	1y	3y
Perf (%)	-9.25%	-23.14%	-53.61%
Perf (abs.)	-3.73	-11.02	-42.30
Beta	1.42	1.91	2.07
Volatility	40.68	40.91	53.35

5y



Information about previous performance does not guarantee future performance.  
Source: FactSet

## Price data

Ø price 5 days   Ø volume 5 days (pcs.)	35.43 EUR (114)
Ø price 30 days   Ø volume 30 days (pcs.)	34.76 EUR (48)
Ø price 100 days   Ø volume 100 days (pcs.)	35.63 EUR (29)
Ø price 250 days   Ø volume 250 days (pcs.)	40.43 EUR (16)
YTD High   date	43.36 EUR (2024/01/03)
YTD Low   date	29.41 EUR (2024/05/31)
52 Weeks High   date	53.17 EUR (2023/08/01)
52 Weeks Low   date	29.41 EUR (2024/05/31)

## All listings for CAESARS ENTERTAINMENT INC.

Exchange	Date	Time	Price	Trading volume (mio.)	Number of trades
Tradegate	2024/07/16	11:07	36.245 EUR	0.00	1
Stuttgart	2024/07/16	08:00	35.88 EUR	0.00	1
Nasdaq	2024/07/16	16:54	39.12 USD	28.69	8,363
Munich	2024/07/16	08:04	36.225 EUR	0.00	1
London Stock	2023/07/	15:30	52.66 USD	0.00	1

Exchange	17					
Frankfurt	2024/07/ 16	08:03	35.87	EUR	0.00	1
Duesseldorf	2024/07/ 16	16:30	35.675	EUR	0.00	4
Berlin	2024/07/ 16	16:38	35.88	EUR	0.00	12

## Company profile

### Company Logo



### Contact Details

CAESARS ENTERTAINMENT INC.

--

100 West Liberty Street, 12th floor - 89501  
Reno

Telefon: +1-775-328-0100

Fax: +

E-mail: -

### Company Profile

-

### Members of Management Board

Gary Carano	Chairman of Board of Directors
Bonnie Biumi	Member of Board of Directors
Courtney Mather	Member of Board of Directors
David Tomick	Member of Board of Directors
Donald Kornstein	Member of Board of Directors
Frank Fahrenkopf	Member of Board of Directors
Janis Jones	Member of Board of Directors
Kim Jones	Member of Board of Directors
Michael Pegram	Member of Board of Directors
Rodney Williams	Member of Board of Directors
Thomas Reeg	Chairman of Managing Board
Anthony Carano	Member of Executive Committee
Bret Yunker	Member of Executive Committee
Ed Quatmann	Member of Executive Committee
Josh Jones	Member of Executive Committee
Stephanie Lepori	Member of Executive Committee