

SIMS LTD.

ISIN: AU000000SGM7

WKN: SGM

Overview

2024/06/12 21:26:03

Price
6.75 USDDifference  -5.26% (-0.38)

General attributes

ISIN	AU000000SGM7
Symbol	SGM
Exchange	FINRA other OTC Issues
Currency	USD
Sector	Industry
Security type	Stock
Market cap (m)	1,233 EUR
Benchmark	ASX ALL ORDINARIES INDEX

Market data

Bid (Bid size)	-
Ask (Ask size)	-
Open	6.75 USD
High	6.75 USD
Low	6.75 USD
Close (prev. day)	7.125 USD
VWAP	6.75 USD
Volume (pcs)	2,000
Trading volume	13,500.00
Number of trades	2
Last size	1,000

Futures and Options






Related Futures	-
Related Options	673

5y



Information about previous performance does not guarantee future performance.
Source: FactSet

Recent research

on sector			
Date		Headline	Download
2024/07/15		Aktienempfehlungen Global	
2024/07/12		Global Equity Ratings	
2024/07/09		Aktienempfehlungen Österreich	
2024/06/24		Aktienempfehlungen Österreich	
2024/06/21		Global Equity Ratings	

Details

2024/06/12 21:26:03

Price

6.75 USD

Difference ▼ -5.26% (-0.38)

General attributes

ISIN	AU000000SGM7
Symbol	SGM
Exchange	FINRA other OTC Issues
Currency	USD
Sector	Industry
Security type	Stock
Market cap (m)	1,233 EUR
Benchmark	ASX ALL ORDINARIES INDEX

Market data

Bid (Bid size)	-
Ask (Ask size)	-
Open	6.75 USD
High	6.75 USD
Low	6.75 USD
Close (prev. day)	7.125 USD
VWAP	6.75 USD
Volume (pcs)	2,000
Trading volume	13,500.00
Number of trades	2
Last size	1,000

Performance and Risk

	6m	1y	3y
Perf (%)	-	-	-
Perf (abs.)	-	-	-
Beta	1.20	1.13	1.31
Volatility	2.15	8.25	27.57

5y



Information about previous performance does not guarantee future performance.
Source: FactSet

Price data

Ø price 5 days Ø volume 5 days (pcs.)	- USD (-)
Ø price 30 days Ø volume 30 days (pcs.)	6.94 USD (1,142)
Ø price 100 days Ø volume 100 days (pcs.)	7.36 USD (469)
Ø price 250 days Ø volume 250 days (pcs.)	8.39 USD (297)
YTD High date	9.13 USD (2024/01/17)
YTD Low date	6.75 USD (2024/06/12)
52 Weeks High date	9.69 USD (2023/12/13)
52 Weeks Low date	6.75 USD (2024/06/12)

All listings for SIMS LTD.

Exchange	Date	Time	Price	Trading volume (mio.)	Number of trades
Tradegate	2024/07/18	22:02	6.45 EUR	0.00	1
Stuttgart	2024/07/19	09:32	6.30 EUR	0.00	2
Munich	2024/07/19	08:01	6.40 EUR	0.00	1
Hamburg	2024/07/19	08:02	6.30 EUR	0.00	1
Frankfurt	2024/07/19	15:29	6.30 EUR	0.00	4

	19					
FINRA other OTC Issues	2024/06/12	21:26	6.75 USD	0.01		2
Duesseldorf	2024/07/19	16:30	6.30 EUR	0.00		4
Berlin	2024/07/19	16:40	6.35 EUR	0.00		6
Australian Securities Exchange	2024/07/19	08:10	10.38 AUD	3.75		2,513

Company profile

Company Logo



Company Profile

-

Contact Details

SIMS LTD.

--

O'Riordan Street, Level 9 189 2060 Mascot

Telefon: +61 2 9305 1602

Fax: -

E-mail: -