

AT&T INC.

ISIN: US00206R1023

WKN: 00206R102

Overview

2024/09/17 17:35:57

Price

19.692 EUR

Difference  -0.97% (-0.19)

General attributes

| | |
|----------------|--------------------|
| ISIN | US00206R1023 |
| Symbol | T |
| Exchange | Xetra |
| Currency | EUR |
| Sector | Telecommunications |
| Security type | Stock |
| Market cap (m) | 140,410 EUR |
| Benchmark | S&P 500 |

Market data

| | |
|-------------------|--------------|
| Bid (Bid size) | - |
| Ask (Ask size) | - |
| Open | 19.954 EUR |
| High | 20.01 EUR |
| Low | 19.672 EUR |
| Close (prev. day) | 19.884 EUR |
| VWAP | 19.89281 EUR |
| Volume (pcs) | 11,349 |
| Trading volume | 225,763.48 |
| Number of trades | 77 |
| Last size | 27 |

Futures and Options

| | |
|-----------------|----|
| Related Futures | 15 |
| Related Options | - |




5y



Information about previous performance does not guarantee future performance.

Source: FactSet

Recent research

| on instrument | on sector | on market |
|---------------|---|---|
| Date | Headline | Download |
| 2024/09/11 |  Global Equity Ratings |  |
| 2024/09/11 |  Aktienempfehlungen Global |  |
| 2024/09/05 |  Global Equity Ratings |  |
| 2024/09/05 |  Aktienempfehlungen Global |  |
| 2024/08/12 |  Global Equity Ratings |  |

Details

2024/09/17 17:35:57

Price

19.692 EUR

Difference 📉 -0.97% (-0.19)

General attributes

| | |
|----------------|--------------------|
| ISIN | US00206R1023 |
| Symbol | T |
| Exchange | Xetra |
| Currency | EUR |
| Sector | Telecommunications |
| Security type | Stock |
| Market cap (m) | 140,410 EUR |
| Benchmark | S&P 500 |

Market data

| | |
|-------------------|--------------|
| Bid (Bid size) | - |
| Ask (Ask size) | - |
| Open | 19.954 EUR |
| High | 20.01 EUR |
| Low | 19.672 EUR |
| Close (prev. day) | 19.884 EUR |
| VWAP | 19.89281 EUR |
| Volume (pcs) | 11,349 |
| Trading volume | 225,763.48 |
| Number of trades | 77 |
| Last size | 27 |

Performance and Risk

| | 6m | 1y | 3y |
|-------------|---------|---------|---------|
| Perf (%) | +25.83% | +38.00% | +10.91% |
| Perf (abs.) | +4.04 | +5.42 | +1.94 |
| Beta | - | - | - |
| Volatility | 17.98 | 20.69 | 24.14 |

5y



Information about previous performance does not guarantee future performance.
Source: FactSet

Price data

| | |
|---|-------------------------|
| Ø price 5 days Ø volume 5 days (pcs.) | 19.561 EUR (11,377) |
| Ø price 30 days Ø volume 30 days (pcs.) | 18.243 EUR (7,607) |
| Ø price 100 days Ø volume 100 days (pcs.) | 17.229 EUR (10,047) |
| Ø price 250 days Ø volume 250 days (pcs.) | 16.028 EUR (13,083) |
| YTD High date | 20.010 EUR (2024/09/17) |
| YTD Low date | 14.790 EUR (2024/04/24) |
| 52 Weeks High date | 20.010 EUR (2024/09/17) |
| 52 Weeks Low date | 13.395 EUR (2023/10/06) |

All listings for AT&T INC.

| Exchange | Date | Time | Price | Trading volume (mio.) | Number of trades |
|-----------------------|------------|-------|------------|-----------------------|------------------|
| Xetra | 2024/09/17 | 17:35 | 19.692 EUR | 0.23 | 77 |
| Vienna Stock Exchange | 2024/09/17 | 17:32 | 19.708 EUR | 0.00 | 5 |
| Tradegate | 2024/09/17 | 22:26 | 19.598 EUR | 1.78 | 173 |
| Stuttgart | 2024/09/17 | 21:24 | 19.576 EUR | 0.02 | 12 |
| SIX Swiss Exchange | 2020/ | 17:36 | 8.0268 CHF | 0.00 | 1 |

| | 01/09 | | | | | |
|---|----------------|-------|------------|--------|---------|--|
| SIX Swiss Exchange | - | - | - | 0.00 | - | |
| NYSE | 2024/ 09/17 | 22:00 | 21.78 USD | 640.88 | 109,592 | |
| Munich | 2024/ 09/17 | 17:27 | 19.71 EUR | 0.00 | 3 | |
| London Stock Exchange | 2024/ 09/17 | 17:35 | 21.825 USD | 0.00 | 5 | |
| Hanover | 2024/ 09/17 | 17:25 | 19.714 EUR | 0.00 | 4 | |
| Hamburg | 2024/ 09/17 | 17:25 | 19.71 EUR | 0.00 | 2 | |
| Frankfurt | 2024/ 09/17 | 18:29 | 19.75 EUR | 0.09 | 12 | |
| Euronext Milan MTF Trading After Hours | 2024/ 07/30 | 18:59 | 17.576 EUR | 0.00 | 1 | |
| Euronext Milan MTF Global Equity Market | 2024/ 09/17 | 17:44 | 19.722 EUR | 0.01 | 2 | |
| Duesseldorf | 2024/ 09/17 | 19:30 | 19.616 EUR | 0.00 | 7 | |
| Berlin | 2024/ 09/17 | 20:30 | 19.632 EUR | 0.01 | 18 | |

Company profile

Company Logo



Contact Details

AT&T INC.

--

208 South Akard Street - 75202 Dallas

Telefon: +1-210-821-4105

Fax: +

E-mail: -

Company Profile

-

Members of Management Board

William Kennard Chairman of Board of Directors

Beth Mooney Member of Board of Directors

Cynthia Taylor Member of Board of Directors

Glenn Hutchins Member of Board of Directors

Luis Ubiñas Member of Board of Directors

Marissa Mayer Member of Board of Directors

Matthew Rose Member of Board of Directors

Michael McCallister Member of Board of Directors

Scott Ford Member of Board of Directors

Stephen Luczo Member of Board of Directors

John T. Stankey Chairman of Managing Board

David R. McAtee II Member of Executive Committee

Ed Gillespie Member of Executive Committee

Jeff McElfresh Member of Executive Committee

Jeremy Legg Member of Executive Committee

Kellyn Smith Kenny Member of Executive Committee

Lori Lee Member of Executive Committee

Pascal Desroches Member of Executive Committee

Thaddeus Arroyo Member of Executive Committee