

FTSE/ATHEX 20

ISIN: **GRI99201A006** WKN: -

Overview

2024/05/02 16:19:35

Price

3,523.77 EUR

Difference  0.31% (10.79)

General attributes

ISIN GRI99201A006

Symbol -

Country Greece

Instruments in index -

Type of index -

Security type Index








More information on countries & regions

[➤ Markets by Region](#)



Information about previous performance does not guarantee future performance.
Source: FactSet

Recent research

on market		
Date	Headline	Download
2024/05/06	 Anzeichen für eine wirtschaftliche Wende?	
2024/05/03	 Week Ahead	
2024/05/03	 Wochenausblick	
2024/05/02	 FX markets reflect uncertain interest rate outlook	
2024/05/02	 FX-Märkte spiegeln unsicheres Zinsumfeld wider	

Details

2024/05/02 16:19:35

Price

3,523.77 EUR

Difference ▲ 0.31% (10.79)

General attributes

ISIN GRI99201A006

Symbol -

Country Greece

Security type Index

Instruments in index -

Market data

Open 3,508.23 EUR

High 3,546.78 EUR

Low 3,508.23 EUR

Close (prev. day) 3,512.98 EUR

Trading volume (m) -

Volume (pcs) -

Performance and Risk

	6m	1y	3y
Perf (%)	+18.18%	+34.04%	+59.25%
Perf (abs.)	+542.01	+894.95	+1,311.08
Beta	-	-	-
Volatility	14.14	18.11	20.37



Information about previous performance does not guarantee future performance.
Source: FactSet

Price data

Ø price 5 days Ø volume 5 days (pcs.)	3,522.95 EUR (0)
Ø price 30 days Ø volume 30 days (pcs.)	3,421.03 EUR (0)
Ø price 100 days Ø volume 100 days (pcs.)	3,332.74 EUR (0)
Ø price 250 days Ø volume 250 days (pcs.)	3,145.74 EUR (0)
YTD High date	3,570.36 EUR (2024/04/24)
YTD Low date	3,131.93 EUR (2024/01/02)
52 Weeks High date	3,570.36 EUR (2024/04/24)
52 Weeks Low date	2,628.61 EUR (2023/05/03)

Composition

The composition is not available for this index.