

SOLUTIONS 30 SE

ISIN: **FR0013379484** WKN: -

Overview

2024/07/26 17:35:28

Price
1.589 EURDifference  4.54% (0.07)

General attributes

ISIN	FR0013379484
Symbol	S30
Exchange	Euronext Paris
Currency	EUR
Sector	IT-Technology
Security type	Stock
Market cap (m)	170 EUR
Benchmark	CAC 40 INDEX

Market data

Bid (Bid size)	1.576 EUR (600)
Ask (Ask size)	1.59 EUR (3,500)
Open	1.511 EUR
High	1.60 EUR
Low	1.50 EUR
Close (prev. day)	1.52 EUR
VWAP	1.567678 EUR
Volume (pcs)	577,330
Trading volume	905,067.00
Number of trades	680
Last size	586

Futures and Options










Related Futures	-
Related Options	-

5y



Information about previous performance does not guarantee future performance.
Source: FactSet

Recent research

on sector		on market	
Date		Headline	Download
2024/07/26		Equity Weekly	
2024/07/24		Global Equity Ratings	
2024/07/24		Aktienempfehlungen Global	
2024/07/15		Aktienempfehlungen Global	
2024/07/12		Global Equity Ratings	

Details

2024/07/26 17:35:28

Price

1.589 EUR

Difference ▲ 4.54% (0.07)

General attributes

ISIN	FR0013379484
Symbol	S30
Exchange	Euronext Paris
Currency	EUR
Sector	IT-Technology
Security type	Stock
Market cap (m)	170 EUR
Benchmark	CAC 40 INDEX

Market data

Bid (Bid size)	1.576 EUR (600)
Ask (Ask size)	1.59 EUR (3,500)
Open	1.511 EUR
High	1.60 EUR
Low	1.50 EUR
Close (prev. day)	1.52 EUR
VWAP	1.567678 EUR
Volume (pcs)	577,330
Trading volume	905,067.00
Number of trades	680
Last size	586

Performance and Risk

	6m	1y	3y
Perf (%)	-38.70%	-50.84%	-78.40%
Perf (abs.)	-1.00	-1.64	-5.77
Beta	1.98	1.84	1.50
Volatility	54.42	54.67	60.02

5y



Information about previous performance does not guarantee future performance.
Source: FactSet

Price data

Ø price 5 days Ø volume 5 days (pcs.)	1.633 EUR (731,137)
Ø price 30 days Ø volume 30 days (pcs.)	1.609 EUR (605,877)
Ø price 100 days Ø volume 100 days (pcs.)	1.889 EUR (606,926)
Ø price 250 days Ø volume 250 days (pcs.)	2.146 EUR (585,135)
YTD High date	2.896 EUR (2024/01/25)
YTD Low date	1.400 EUR (2024/06/28)
52 Weeks High date	3.314 EUR (2023/07/27)
52 Weeks Low date	1.400 EUR (2024/06/28)

Arbitrage views

Exchange ⊕	Date	Time	Price	Trading volume (mio.)	Number of trades
Tradegate	2024/07/26	22:26	1.594 EUR	0.01	1
Stuttgart	2024/07/26	15:08	1.563 EUR	0.00	10
Munich	2024/07/26	08:19	1.512 EUR	0.00	1
London Stock Exchange European Trade Reporting	2024/07/26	17:30	10.31 EUR	0.00	1
Frankfurt	2024/07/26	08:09	1.502 EUR	0.00	2

	07/26					
FINRA other OTC Issues	2024/ 05/23	15:30	2.84 USD	0.00		1
Euronext Paris	2024/ 07/26	17:35	1.589 EUR	0.91		680
Euronext Milan MTF Trading After Hours	-	-	-	0.00		-
Duesseldorf	2024/ 07/26	08:10	1.509 EUR	0.00		3
Berlin	2024/ 07/26	21:50	1.589 EUR	0.00		17

Company profile

Company Logo

Solutions30

Solutions for New Technologies

Company Profile

-

Contact Details

SOLUTIONS 30

--

Telefon: -

Fax: -

E-mail: -