

SHOPIFY INC. CLASS A

ISIN: CA82509L1076 WKN: 82509L107

Overview

2024/06/21 10:52:32

Price
59.29 EURDifference  -0.37% (-0.22)

General attributes

ISIN	CA82509L1076
Symbol	SHOP
Exchange	Frankfurt
Currency	EUR
Sector	Software
Security type	Stock
Market cap (m)	73,460 EUR
Benchmark	S&P/TSX 60 INDEX

Market data

Bid (Bid size)	-
Ask (Ask size)	-
Open	59.42 EUR
High	59.45 EUR
Low	59.29 EUR
Close (prev. day)	59.51 EUR
VWAP	59.39788 EUR
Volume (pcs)	165
Trading volume	9,800.65
Number of trades	3
Last size	35

Futures and Options










Related Futures	15
Related Options	-

5y



Information about previous performance does not guarantee future performance.
Source: FactSet

Recent research

on sector	Date	Headline	Download
	2024/06/21	 Equity Weekly	
	2024/06/21	 Global Equity Ratings	
	2024/06/21	 Aktienempfehlungen Global	
	2024/06/14	 Global Equity Ratings	
	2024/06/14	 Aktienempfehlungen Global	

Details

2024/06/21 10:52:32

Price

59.29 EUR

Difference ▼ -0.37% (-0.22)

General attributes

ISIN	CA82509L1076
Symbol	SHOP
Exchange	Frankfurt
Currency	EUR
Sector	Software
Security type	Stock
Market cap (m)	73,460 EUR
Benchmark	S&P/TSX 60 INDEX

Market data

Bid (Bid size)	-
Ask (Ask size)	-
Open	59.42 EUR
High	59.45 EUR
Low	59.29 EUR
Close (prev. day)	59.51 EUR
VWAP	59.39788 EUR
Volume (pcs)	165
Trading volume	9,800.65
Number of trades	3
Last size	35

Performance and Risk

	6m	1y	3y
Perf (%)	-14.07%	+3.38%	-53.82%
Perf (abs.)	-9.71	+1.94	-69.11
Beta	2.31	2.39	2.97
Volatility	49.08	50.48	67.78

5y



Information about previous performance does not guarantee future performance.
Source: FactSet

Price data

Ø price 5 days Ø volume 5 days (pcs.)	59.74 EUR (1,053)
Ø price 30 days Ø volume 30 days (pcs.)	56.20 EUR (1,160)
Ø price 100 days Ø volume 100 days (pcs.)	66.13 EUR (1,066)
Ø price 250 days Ø volume 250 days (pcs.)	62.23 EUR (898)
YTD High date	86.60 EUR (2024/02/12)
YTD Low date	52.19 EUR (2024/05/28)
52 Weeks High date	86.60 EUR (2024/02/12)
52 Weeks Low date	43.94 EUR (2023/10/27)

All listings for SHOPIFY INC. CLASS A

Exchange	Date	Time	Price	Trading volume (mio.)	Number of trades
Tradegate	2024/06/21	22:26	60.84 EUR	0.31	51
Toronto Stock Exchange	2024/06/21	22:59	89.06 CAD	1,093.90	12,999
Stuttgart	2024/06/21	21:53	60.89 EUR	0.00	7
NYSE	2024/06/21	22:00	65.03 USD	529.13	70,635
Munich	2024/06/21	08:04	60.00 EUR	0.00	1

	21						
London Stock Exchange	2024/06/20	15:52	64.22 USD	0.05			48
Hanover	2024/06/21	08:00	59.42 EUR	0.00			3
Frankfurt	2024/06/21	10:52	59.29 EUR	0.01			3
Duesseldorf	2024/06/21	19:30	60.14 EUR	0.00			7
Berlin	2024/06/21	08:04	59.42 EUR	0.00			3

Company profile

Company Logo



Contact Details

SHOPIFY INC.

--

Telefon: -

Fax: -

E-mail: -

Company Profile

-

Members of Management Board

Tobi Lütke	Chairman of Managing Board
Amy Shapero	Member of Executive Committee
Harley Finkelstein	Member of Executive Committee

Board of directors

Bret Taylor	Member of Supervisory Board
Colleen Johnston	Member of Supervisory Board
Fidji Simo	Member of Supervisory Board
Gail Goodman	Member of Supervisory Board
Jeremy Levine	Member of Supervisory Board
Robert Ashe	Member of Supervisory Board
Toby Shannan	Member of Supervisory Board