

IBEX MEDIUM CAP

ISIN: ES0SI0000013

WKN: -

Overview

2023/01/30 17:38:00

Price

13,703.80 EURDifference  0.04% (5.10)

General attributes

ISIN ES0SI0000013

Symbol -

Country Spain

Instruments in index 20

Type of index -

Security type Index

Market data

Open 13,716.40 EUR

High 13,753.20 EUR

Low 13,671.50 EUR

Close (prev. day) 13,698.70 EUR

Trading volume (m) -

Volume (pcs) -



Information about previous performance does not guarantee future performance.

Source: FactSet

Top 5

Name 	Price	+ - (%) 	Trend 
ERCROS SA	3.715	+2.34	
ALMIRALL S...	9.295	+1.92	
VISCOFAN S...	59.70	+1.62	
GLOBAL DOM...	3.97	+1.02	
LINEA DIRE...	0.9605	+0.58	

Intraday 1w 1m 6m 1y 3y





Flop 5

Name 	Price	+ - (%) 	Trend 
GREENERGY R...	32.14	-6.62	
EDREAMS OD...	5.30	-3.28	
ATRESMEDIA...	3.394	-0.93	
CORPORACIÓ...	44.15	-0.67	
TALGO SA E...	3.725	-0.40	

Intraday 1w 1m 6m 1y 3y

Recent research

on market

Date	Headline	Download 
2023/01/30	 Global Equity Ratings	
2023/01/30	 Aktienempfehlungen Global	
2023/01/30	 Wie entscheiden EZB und US Fed?	
2023/01/27	 Week Ahead	
2023/01/27	 Wochenausblick	

Futures and Options

Related Futures -

Related Options -

Details

2023/01/30 17:38:00

Price

13,703.80 EUR

Difference



0.04% (5.10)

General attributes

ISIN ES0SI0000013

Symbol -

Country Spain

Security type Index

Instruments in index 20

Market data

Open 13,716.40 EUR

High 13,753.20 EUR

Low 13,671.50 EUR

Close (prev. day) 13,698.70 EUR

Trading volume (m) -

Volume (pcs) -

Performance and Risk

	6m	1y	3y
Perf (%)	+5.98%	+3.81%	+0.48%
Perf (abs.)	+773.00	+503.50	+65.40
Beta	-	-	-
Volatility	13.97	15.72	18.17



5y

Information about previous performance does not guarantee future performance.

Source: FactSet

Price data

Ø price 5 days Ø volume 5 days (pcs.)	13,619.90 EUR (0)
Ø price 30 days Ø volume 30 days (pcs.)	13,186.59 EUR (0)
Ø price 100 days Ø volume 100 days (pcs.)	12,653.20 EUR (2,969,469)
Ø price 250 days Ø volume 250 days (pcs.)	12,812.46 EUR (6,596,871)
YTD High date	13,753.20 EUR (2023/01/30)
YTD Low date	12,900.10 EUR (2023/01/02)
52 Weeks High date	13,753.20 EUR (2023/01/30)
52 Weeks Low date	11,480.30 EUR (2022/09/29)

Composition

Name  ISIN	Price	Diff %  Diff +/-	Performance 	Date Time	Turnover Pc.  Turnover Money 
ALMIRALL SA ES0157097017	9.295	1.92% 0.18		23/01/30 17:38:00	264,560 2,442,662.50
APPLUS SERVICES SA ES0105022000	7.05	-0.07% -0.01		23/01/30 17:38:00	213,130 1,504,133.63
ATRESMEDIA CORPORACION DE... ES0109427734	3.394	-0.93% -0.03		23/01/30 17:38:00	264,230 897,727.09
CIE AUTOMOTIVE SA ES0105630315	27.40	-0.07% -0.02		23/01/30 17:38:00	72,971 1,996,100.08
CONSTRUCCIONES & AUXILIAR... ES0121975009	29.30	0.34% 0.10		23/01/30 17:38:00	70,368 2,067,850.55
CORPORACIÓN FINANCIERA AL... ES0117160111	44.15	-0.67% -0.30		23/01/30 17:38:00	8,873 392,628.20
EBRO FOODS SA ES0112501012	15.92	0.00% 0.00		23/01/30 17:38:00	36,837 585,479.74
EDREAMS ODIGEO EUR0.10 LU1048328220	5.30	-3.28% -0.18		23/01/30 17:38:00	95,649 511,793.48
ENCE ENERGIA Y CELULOSA S... ES0130625512	3.008	0.27% 0.01		23/01/30 17:38:00	798,772 2,403,861.17
ERCROS SA ES0125140A14	3.715	2.34% 0.09		23/01/30 17:38:00	149,759 552,594.95
FAES FARMA SA EUR0.1(REGD... ES0134950F36	3.425	0.29% 0.01		23/01/30 17:38:00	174,961 599,357.90
GESTAMP AUTOMOCION SA ES0105223004	3.984	0.45% 0.02		23/01/30 17:38:00	278,763 1,104,178.99
GLOBAL DOMINION ACCESS SA ES0105130001	3.97	1.02% 0.04		23/01/30 17:38:00	168,201 666,590.69
GREENERGY RENOVABLES SA EU... ES0105079000	32.14	-6.62% -2.28		23/01/30 17:38:00	121,875 4,012,485.46
LINEA DIRECTA ASEGURADORA... ES0105546008	0.9605	0.58% 0.01		23/01/30 17:38:00	834,582 802,148.93
PHARMA MAR SA ES0169501022	60.00	-0.40% -0.24		23/01/30 17:38:00	45,251 2,726,009.56
PROSEGUR - COMPANIA DE SE... ES0175438003	2.078	-0.29% -0.01		23/01/30 17:38:00	486,093 1,017,272.16
TALGO SA EUR0.301 ES0105065009	3.725	-0.40% -0.02		23/01/30 17:38:00	62,303 231,720.78
VIDRALA SA EUR1.02 ES0183746314	92.10	0.33% 0.30		23/01/30 17:38:00	14,018 1,289,190.20
VISCOFAN SA ES0184262212	59.70	1.62% 0.95		23/01/30 17:38:00	51,511 3,064,310.15