

IBEX MEDIUM CAP

ISIN: ES0SI0000013

WKN: -

Overview

2022/08/08 17:38:00

Price

12,877.70 EURDifference  0.73% (93.00)

General attributes

ISIN ES0SI0000013

Symbol -

Country Spain

Instruments in index 19

Type of index -

Security type Index

Market data

Open 12,828.90 EUR

High 12,880.60 EUR

Low 12,784.50 EUR

Close (prev. day) 12,784.70 EUR

Trading volume (m) 4,498,907

Volume (pcs) -



Information about previous performance does not guarantee future performance.

Source: FactSet

Top 5

Name 	Price	+ - (%) 	Trend 
CONSTRUCCI...	27.00	+3.65 	
ENCE ENERG...	3.448	+3.42 	
GESTAMP AU...	3.726	+2.99 	
GREENERGY R...	39.20	+2.67 	
EDREAMS OD...	5.11	+1.79 	

Intraday 1w 1m 6m 1y 3y












Flop 5

Name 	Price	+ - (%) 	Trend 
COMPANIA D...	20.12	-1.37 	
EBRO FOODS...	15.96	-0.75 	
VISCOFAN S...	56.55	-0.70 	
ALMIRALL S...	9.74	-0.61 	
GLOBAL DOM...	3.94	-0.51 	

Intraday 1w 1m 6m 1y 3y

Recent research

on market

Date	Headline	Download 
2022/08/08	 Global Equity Ratings	
2022/08/08	 Aktienempfehlungen Global	
2022/08/08	 Marktkommentar	
2022/08/05	 Week Ahead	
2022/08/05	 Wochenausblick	

Futures and Options

Related Futures -

Related Options -

Details

2022/08/08 17:38:00

Price

12,877.70 EURDifference  0.73% (93.00)

General attributes

ISIN ES0SI0000013

Symbol -

Country Spain

Security type Index

Instruments in index 19

Market data

Open 12,828.90 EUR

High 12,880.60 EUR

Low 12,784.50 EUR

Close (prev. day) 12,784.70 EUR

Trading volume (m) 4,498,907

Volume (pcs) -

Performance and Risk

	6m	1y	3y
Perf (%)	-3.85%	-4.77%	-1.26%
Perf (abs.)	-515.90	-644.70	-164.10
Beta	-	-	-
Volatility	17.45	15.28	18.00



Information about previous performance does not guarantee future performance.

Source: FactSet

Price data

Ø price 5 days Ø volume 5 days (pcs.)	12,790.84 EUR (4,870,531)
Ø price 30 days Ø volume 30 days (pcs.)	12,723.25 EUR (7,302,130)
Ø price 100 days Ø volume 100 days (pcs.)	12,934.63 EUR (8,406,407)
Ø price 250 days Ø volume 250 days (pcs.)	13,216.58 EUR (9,795,269)
YTD High date	13,911.40 EUR (2022/01/07)
YTD Low date	11,528.00 EUR (2022/03/07)
52 Weeks High date	14,009.50 EUR (2021/11/04)
52 Weeks Low date	11,528.00 EUR (2022/03/07)

Composition

Name  ISIN	Price	Diff %  Diff +/-	Performance 	Date Time	Turnover Pc.  Turnover Money 
ALMIRALL SA ES0157097017	9.74	-0.61% -0.06		22/08/08 17:38:00	325,438 3,177,681.56
APPLUS SERVICES SA ES0105022000	6.875	0.36% 0.03		22/08/08 17:38:00	86,150 588,648.19
CIE AUTOMOTIVE SA ES0105630315	25.44	1.60% 0.40		22/08/08 17:38:00	119,822 3,021,762.94
COMPANIA DE DISTRIBUCION ... ES0105027009	20.12	-1.37% -0.28		22/08/08 17:38:00	480,488 9,773,314.14
CONSTRUCCIONES & AUXILIAR... ES0121975009	27.00	3.65% 0.95		22/08/08 17:38:00	75,379 2,004,615.25
CORPORACIÓN FINANCIERA AL... ES0117160111	50.70	0.00% 0.00		22/08/08 17:38:00	7,813 391,457.73
EBRO FOODS SA ES0112501012	15.96	-0.75% -0.12		22/08/08 17:38:00	14,205 227,119.92
EDREAMS ODIGEO EUR0.10 LU1048328220	5.11	1.79% 0.09		22/08/08 17:38:00	43,152 217,594.58
ENCE ENERGIA Y CELULOSA S... ES0130625512	3.448	3.42% 0.11		22/08/08 17:38:00	2,032,379 6,894,180.86
FAES FARMA SA EUR0.1(REGD... ES0134950F36	3.95	-0.13% -0.01		22/08/08 17:38:00	155,363 613,698.61
FOMENTO DE CONSTRUCCIONES... ES0122060314	9.27	1.09% 0.10		22/08/08 17:38:00	14,565 134,907.35
GESTAMP AUTOMOCION SA ES0105223004	3.726	2.99% 0.11		22/08/08 17:38:00	306,041 1,128,922.69
GLOBAL DOMINION ACCESS SA ES0105130001	3.94	-0.51% -0.02		22/08/08 17:38:00	85,137 336,022.38
GREENERGY RENOVABLES SA EU... ES0105079000	39.20	2.67% 1.02		22/08/08 17:38:00	36,996 1,441,846.40
LINEA DIRECTA ASEGURADORA... ES0105546008	1.104	0.91% 0.01		22/08/08 17:38:00	361,045 397,069.96
PROSEGUR - COMPANIA DE SE... ES0175438003	1.736	1.22% 0.02		22/08/08 17:38:00	269,359 465,945.19
UNICAJA BANCO S.A.U. EUR0... ES0180907000	0.8915	1.71% 0.02		22/08/08 17:38:00	1,823,015 1,619,616.26
VIDRALA SA EUR1.02 ES0183746314	63.50	1.28% 0.80		22/08/08 17:38:00	19,497 1,235,049.60
VISCOFAN SA ES0184262212	56.55	-0.70% -0.40		22/08/08 17:38:00	20,525 1,161,470.15