

## FINNAIR OYJ

ISIN: FI4000567029

WKN: FIA1S

## Overview

2024/04/26 08:11:46

Price

2.832 EUR

Difference  -1.26% (-0.04)

## General attributes

ISIN	FI4000567029
Symbol	FIA1S
Exchange	Berlin
Currency	EUR
Sector	Transport
Security type	Stock
Market cap (m)	600 EUR
Benchmark	OMX HELSINKI 25

## Market data

Bid (Bid size)	-
Ask (Ask size)	-
Open	2.832 EUR
High	2.832 EUR
Low	2.832 EUR
Close (prev. day)	2.868 EUR
VWAP	-
Volume (pcs)	0
Trading volume	0.00
Number of trades	2
Last size	0

## Futures and Options

Related Futures	-
Related Options	-





5y



Information about previous performance does not guarantee future performance.

Source: FactSet

## Recent research

on sector		on market	
Date		Headline	Download
2024/04/26		Global Equity Ratings	
2024/04/26		Aktienempfehlungen Global	
2024/04/15		Aktienempfehlungen Österreich	
2024/04/03		Global Equity Ratings	
2024/04/03		Aktienempfehlungen Global	

## Details

2024/04/26 08:11:46

## Price

2.832 EUR

Difference ▼ -1.26% (-0.04)

## General attributes

ISIN	F14000567029
Symbol	FIA1S
Exchange	Berlin
Currency	EUR
Sector	Transport
Security type	Stock
Market cap (m)	600 EUR
Benchmark	OMX HELSINKI 25

## Market data

Bid (Bid size)	-
Ask (Ask size)	-
Open	2.832 EUR
High	2.832 EUR
Low	2.832 EUR
Close (prev. day)	2.868 EUR
VWAP	-
Volume (pcs)	0
Trading volume	0.00
Number of trades	2
Last size	0

## Performance and Risk

	6m	1y	3y
Perf (%)	-44.03%	-63.34%	-76.88%
Perf (abs.)	-2.23	-4.89	-9.42
Beta	0.87	0.31	0.84
Volatility	122.28	92.37	65.81

5y



Information about previous performance does not guarantee future performance.  
Source: FactSet

## Price data

Ø price 5 days   Ø volume 5 days (pcs.)	2.932 EUR (0)
Ø price 30 days   Ø volume 30 days (pcs.)	2.968 EUR (3)
Ø price 100 days   Ø volume 100 days (pcs.)	3.330 EUR (3)
Ø price 250 days   Ø volume 250 days (pcs.)	6.050 EUR (7)
YTD High   date	3.950 EUR (2024/01/02)
YTD Low   date	2.832 EUR (2024/04/26)
52 Weeks High   date	9.611 EUR (2023/06/16)
52 Weeks Low   date	2.832 EUR (2024/04/26)

## Arbitrage views

Exchange <span>⊕</span>	Date	Time	Price	Trading volume (mio.)	Number of trades
Tradegate	2024/04/26	22:27	2.932 EUR	0.00	2
Stuttgart	2024/04/26	11:10	2.97 EUR	0.00	5
Nasdaq Helsinki	2024/04/26	17:29	2.928 EUR	0.57	547
Munich	2024/04/26	08:11	2.916 EUR	0.00	2
London Stock Exchange	2024/	17:25	2.921 EUR	0.00	2

European Trade Reporting	04/26					
Frankfurt	2024/ 04/26	08:08	2.832	EUR	0.00	2
FINRA other OTC Issues	2024/ 04/25	15:31	3.16	USD	0.00	1
Duesseldorf	2024/ 04/26	08:12	2.82	EUR	0.00	3
Berlin	2024/ 04/26	08:11	2.832	EUR	0.00	2

## Company profile

### Company Logo

The logo for Finnair, featuring the word "FINNAIR" in a bold, italicized, blue sans-serif font.

### Company Profile

-

### Contact Details

FINNAIR

--

Tietotie 9 01053 Vantaa

Telefon: +358 600 081881

Fax: -

E-mail: -