

NHOA S.A.

ISIN: **FR0012650166**

WKN: -

Overview

2024/08/12 08:06:09

Price
1.018 EUR

Difference  0.20% (0.00)

General attributes

ISIN	FR0012650166
Symbol	NHOA
Exchange	Frankfurt
Currency	EUR
Sector	Technology
Security type	Stock
Market cap (m)	297 EUR
Benchmark	CAC 40 INDEX

Market data

Bid (Bid size)	-
Ask (Ask size)	-
Open	1.018 EUR
High	1.018 EUR
Low	1.018 EUR
Close (prev. day)	1.016 EUR
VWAP	1.022 EUR
Volume (pcs)	0
Trading volume	0.00
Number of trades	2
Last size	0

Futures and Options




Related Futures	-
Related Options	-

5y



Information about previous performance does not guarantee future performance.
Source: FactSet

Recent research

on sector		on market	
Date		Headline	Download
2024/08/13		Aktienempfehlungen Österreich	
2024/08/12		Global Equity Ratings	
2024/08/12		Aktienempfehlungen Global	
2024/08/09		Equity Weekly	
2024/08/02		Equity Weekly	

Details

2024/08/12 08:06:09

Price

1.018 EUR

Difference ▲ 0.20% (0.00)

General attributes

ISIN	FR0012650166
Symbol	NHOA
Exchange	Frankfurt
Currency	EUR
Sector	Technology
Security type	Stock
Market cap (m)	297 EUR
Benchmark	CAC 40 INDEX

Market data

Bid (Bid size)	-
Ask (Ask size)	-
Open	1.018 EUR
High	1.018 EUR
Low	1.018 EUR
Close (prev. day)	1.016 EUR
VWAP	1.022 EUR
Volume (pcs)	0
Trading volume	0.00
Number of trades	2
Last size	0

Performance and Risk

	6m	1y	3y
Perf (%)	+88.52%	-56.27%	-91.55%
Perf (abs.)	+0.48	-1.31	-11.03
Beta	-1.51	-1.17	-0.03
Volatility	120.83	157.48	102.88

5y



Information about previous performance does not guarantee future performance.
Source: FactSet

Price data

Ø price 5 days Ø volume 5 days (pcs.)	1.010 EUR (0)
Ø price 30 days Ø volume 30 days (pcs.)	1.018 EUR (1)
Ø price 100 days Ø volume 100 days (pcs.)	0.734 EUR (22)
Ø price 250 days Ø volume 250 days (pcs.)	0.725 EUR (26)
YTD High date	1.026 EUR (2024/07/10)
YTD Low date	0.461 EUR (2024/04/04)
52 Weeks High date	2.428 EUR (2023/08/17)
52 Weeks Low date	0.461 EUR (2024/04/04)

Arbitrage views

Exchange ⊕	Date	Time	Price	Trading volume (mio.)	Number of trades
Stuttgart	2024/08/12	08:12	1.018 EUR	0.00	3
Munich	2024/08/12	08:12	1.04 EUR	0.00	1
London Stock Exchange	2024/04/04	17:36	0.559 EUR	1.68	1
Frankfurt	2024/08/12	08:06	1.018 EUR	0.00	2
FINRA other OTC	2024/07/	15:30	1.17 USD	0.00	1

Issues	03						
Euronext Paris	2024/08/09	17:35	1.078	EUR	0.03		15

Company profile

Company Logo

NHOA

Company Profile

-

Contact Details

NHOA S.A.

--

Telefon: -

Fax: -

E-mail: -