

## TALGO SA EUR0.301

ISIN: **ES0105065009** WKN: -

## Overview

2024/09/13 12:46:11

Price  
3.36 EURDifference  -0.15% (-0.01)

## General attributes

ISIN	ES0105065009
Symbol	TLGO
Exchange	Stuttgart
Currency	EUR
Sector	Transport
Security type	Stock
Market cap (m)	431 EUR
Benchmark	IBEX 35

## Market data

Bid (Bid size)	- (0)
Ask (Ask size)	- (0)
Open	3.47 EUR
High	3.47 EUR
Low	3.36 EUR
Close (prev. day)	3.365 EUR
VWAP	-
Volume (pcs)	0
Trading volume	0.00
Number of trades	9
Last size	0

## Futures and Options











Related Futures	-
Related Options	-

5y



Information about previous performance does not guarantee future performance.  
Source: FactSet

## Recent research

on sector		on market	
Date		Headline	Download
2024/09/11		Global Equity Ratings	
2024/09/11		Aktienempfehlungen Global	
2024/09/09		Aktienempfehlungen Österreich	
2024/09/05		Global Equity Ratings	
2024/09/05		Aktienempfehlungen Global	

## Details

2024/09/13 12:46:11

## Price

3.36 EUR

Difference  -0.15% (-0.01)

## General attributes

ISIN	ES0105065009
Symbol	TLGO
Exchange	Stuttgart
Currency	EUR
Sector	Transport
Security type	Stock
Market cap (m)	431 EUR
Benchmark	IBEX 35

## Market data

Bid (Bid size)	- (0)
Ask (Ask size)	- (0)
Open	3.47 EUR
High	3.47 EUR
Low	3.36 EUR
Close (prev. day)	3.365 EUR
VWAP	-
Volume (pcs)	0
Trading volume	0.00
Number of trades	9
Last size	0

## Performance and Risk

	6m	1y	3y
Perf (%)	-17.75%	-7.95%	-23.72%
Perf (abs.)	-0.73	-0.29	-1.05
Beta	-	-	-
Volatility	41.68	48.82	47.25

5y



Information about previous performance does not guarantee future performance.  
Source: FactSet

## Price data

Ø price 5 days   Ø volume 5 days (pcs.)	3.40 EUR (0)
Ø price 30 days   Ø volume 30 days (pcs.)	3.88 EUR (42)
Ø price 100 days   Ø volume 100 days (pcs.)	4.11 EUR (26)
Ø price 250 days   Ø volume 250 days (pcs.)	4.08 EUR (17)
YTD High   date	4.63 EUR (2024/03/08)
YTD Low   date	3.31 EUR (2024/09/12)
52 Weeks High   date	4.63 EUR (2024/03/08)
52 Weeks Low   date	3.30 EUR (2023/10/10)

## All listings for TALGO SA EUR0.301

Exchange 	Date	Time	Price	Trading volume (mio.)	Number of trades
Tradegate	2024/09/13	22:02	3.48 EUR	0.00	1
Stuttgart	2024/09/13	12:46	3.36 EUR	0.00	9
Munich	2024/09/13	08:07	3.49 EUR	0.00	1
London Stock Exchange European Trade Reporting	2024/09/13	17:30	3.485 EUR	0.00	2
Frankfurt	2024/09/13	20:00	3.47 EUR	0.00	9

	09/13					
Duesseldorf	2024/ 09/13	19:30	3.455 EUR	0.00		6
Berlin	2024/ 09/13	21:50	3.48 EUR	0.00		18
BME Continuous Market	2024/ 09/13	17:35	3.48 EUR	0.31		145

## Company profile

### Company Logo

#### Contact Details

TALGO S.A.

--

----

Telefon: -

Fax: -

E-mail: -

### Company Profile

-