

TALGO SA EUR0.301

ISIN: **ES0105065009** WKN: -

Overview

2024/04/26 08:03:00

Price
4.245 EURDifference  -2.86% (-0.13)

General attributes

ISIN	ES0105065009
Symbol	TLGO
Exchange	Stuttgart
Currency	EUR
Sector	Transport
Security type	Stock
Market cap (m)	545 EUR
Benchmark	IBEX 35

Market data

Bid (Bid size)	- (0)
Ask (Ask size)	- (0)
Open	4.245 EUR
High	4.245 EUR
Low	4.245 EUR
Close (prev. day)	4.37 EUR
VWAP	-
Volume (pcs)	0
Trading volume	0.00
Number of trades	3
Last size	0

Futures and Options









Related Futures	-
Related Options	-

5y



Information about previous performance does not guarantee future performance.
Source: FactSet

Recent research

on sector		on market	
Date		Headline	Download
2024/04/26		Global Equity Ratings	
2024/04/26		Aktienempfehlungen Global	
2024/04/15		Aktienempfehlungen Österreich	
2024/04/03		Global Equity Ratings	
2024/04/03		Aktienempfehlungen Global	

Details

2024/04/26 08:03:00

Price

4.245 EUR

Difference 📉 -2.86% (-0.13)

General attributes

ISIN	ES0105065009
Symbol	TLGO
Exchange	Stuttgart
Currency	EUR
Sector	Transport
Security type	Stock
Market cap (m)	545 EUR
Benchmark	IBEX 35

Market data

Bid (Bid size)	- (0)
Ask (Ask size)	- (0)
Open	4.245 EUR
High	4.245 EUR
Low	4.245 EUR
Close (prev. day)	4.37 EUR
VWAP	-
Volume (pcs)	0
Trading volume	0.00
Number of trades	3
Last size	0

Performance and Risk

	6m	1y	3y
Perf (%)	+24.67%	+42.21%	-5.25%
Perf (abs.)	+0.84	+1.26	-0.24
Beta	0.36	0.57	0.71
Volatility	54.96	51.45	46.23

5y



Information about previous performance does not guarantee future performance.
Source: FactSet

Price data

Ø price 5 days Ø volume 5 days (pcs.)	4.302 EUR (0)
Ø price 30 days Ø volume 30 days (pcs.)	4.288 EUR (33)
Ø price 100 days Ø volume 100 days (pcs.)	4.267 EUR (16)
Ø price 250 days Ø volume 250 days (pcs.)	3.804 EUR (19)
YTD High date	4.625 EUR (2024/03/08)
YTD Low date	3.985 EUR (2024/03/07)
52 Weeks High date	4.625 EUR (2024/03/08)
52 Weeks Low date	2.895 EUR (2023/05/17)

Arbitrage views

Exchange 📍	Date	Time	Price	Trading volume (mio.)	Number of trades
Tradegate	2024/04/26	22:02	4.405 EUR	0.00	1
Stuttgart	2024/04/26	08:03	4.245 EUR	0.00	3
Munich	2024/04/26	08:11	4.405 EUR	0.00	1
London Stock Exchange European Trade Reporting	2024/04/26	17:30	4.3925 EUR	0.00	2
Frankfurt	2024/	09:21	4.35 EUR	0.00	2

	04/26					
Duesseldorf	2024/ 04/26	19:30	4.32 EUR	0.00		3
Berlin	2024/ 04/26	21:50	4.405 EUR	0.00		18
BME Continuous Market	2024/ 04/26	17:35	4.40 EUR	0.38		149

Company profile

Company Logo

Contact Details

TALGO S.A.

--

Telefon: -

Fax: -

E-mail: -

Company Profile

-