

TALGO SA EUR0.301

ISIN: **ES0105065009** WKN: -

Overview

2024/09/18 17:39:35

Price

3.465 EUR

Difference  0.14% (0.01)

General attributes

ISIN	ES0105065009
Symbol	TLGO
Exchange	BME Continuous Market
Currency	EUR
Sector	Transport
Security type	Stock
Market cap (m)	429 EUR
Benchmark	IBEX 35

Market data

Bid (Bid size)	-
Ask (Ask size)	-
Open	3.465 EUR
High	3.48 EUR
Low	3.43 EUR
Close (prev. day)	3.46 EUR
VWAP	3.460659 EUR
Volume (pcs)	97,060
Trading volume	335,891.60
Number of trades	146
Last size	104

Futures and Options

Related Futures	-
Related Options	-







5y



Information about previous performance does not guarantee future performance.

Source: FactSet

Recent research

on sector		on market	
Date		Headline	Download
2024/09/11		Global Equity Ratings	
2024/09/11		Aktienempfehlungen Global	
2024/09/09		Aktienempfehlungen Österreich	
2024/09/05		Global Equity Ratings	
2024/09/05		Aktienempfehlungen Global	

Details

2024/09/18 17:39:35

Price

3.465 EUR

Difference ▲ 0.14% (0.01)

General attributes

ISIN	ES0105065009
Symbol	TLGO
Exchange	BME Continuous Market
Currency	EUR
Sector	Transport
Security type	Stock
Market cap (m)	429 EUR
Benchmark	IBEX 35

Market data

Bid (Bid size)	-
Ask (Ask size)	-
Open	3.465 EUR
High	3.48 EUR
Low	3.43 EUR
Close (prev. day)	3.46 EUR
VWAP	3.460659 EUR
Volume (pcs)	97,060
Trading volume	335,891.60
Number of trades	146
Last size	104

Performance and Risk

	6m	1y	3y
Perf (%)	-18.09%	-5.84%	-23.93%
Perf (abs.)	-0.77	-0.22	-1.09
Beta	-	-	-
Volatility	24.66	28.94	30.73

5y



Information about previous performance does not guarantee future performance.
Source: FactSet

Price data

Ø price 5 days Ø volume 5 days (pcs.)	3.471 EUR (77,932)
Ø price 30 days Ø volume 30 days (pcs.)	3.892 EUR (156,336)
Ø price 100 days Ø volume 100 days (pcs.)	4.151 EUR (118,004)
Ø price 250 days Ø volume 250 days (pcs.)	4.154 EUR (156,047)
YTD High date	4.800 EUR (2024/02/08)
YTD Low date	3.430 EUR (2024/09/10)
52 Weeks High date	4.800 EUR (2024/02/08)
52 Weeks Low date	3.380 EUR (2023/10/04)

Arbitrage views

Exchange 📍	Date	Time	Price	Trading volume (mio.)	Number of trades
Tradegate	2024/09/18	22:02	3.475 EUR	0.00	1
Stuttgart	2024/09/19	08:00	3.32 EUR	0.00	1
Munich	2024/09/19	08:10	3.475 EUR	0.00	1
London Stock Exchange European Trade Reporting	2024/09/18	17:30	3.45 EUR	0.00	2
Frankfurt	2024/09/18	08:05	3.48 EUR	0.00	2

	09/19					
Duesseldorf	2024/ 09/19	08:11	3.475	EUR	0.00	1
Berlin	2024/ 09/18	21:50	3.475	EUR	0.00	19
BME Continuous Market	2024/ 09/18	17:39	3.465	EUR	0.34	146

Company profile

Company Logo

Contact Details

TALGO S.A.

--

Telefon: -

Fax: -

E-mail: -

Company Profile

-