

TALGO SA EUR0.301

ISIN: **ES0105065009** WKN: -

Overview

2024/06/21 17:35:02

Price
4.465 EURDifference  1.48% (0.07)

General attributes

ISIN	ES0105065009
Symbol	TLGO
Exchange	BME Continuous Market
Currency	EUR
Sector	Transport
Security type	Stock
Market cap (m)	553 EUR
Benchmark	IBEX 35

Market data

Bid (Bid size)	-
Ask (Ask size)	-
Open	4.365 EUR
High	4.465 EUR
Low	4.365 EUR
Close (prev. day)	4.40 EUR
VWAP	4.422936 EUR
Volume (pcs)	269,129
Trading volume	1,190,340.38
Number of trades	222
Last size	-

Futures and Options








Related Futures	-
Related Options	-

5y



Information about previous performance does not guarantee future performance.
Source: FactSet

Recent research

on sector		on market	
Date		Headline	Download
2024/06/21		Global Equity Ratings	
2024/06/21		Aktienempfehlungen Global	
2024/06/14		Equity Weekly	
2024/06/14		Global Equity Ratings	
2024/06/14		Aktienempfehlungen Global	

Details

2024/06/21 17:35:02

Price

4.465 EUR

Difference ▲ 1.48% (0.07)

General attributes

ISIN	ES0105065009
Symbol	TLGO
Exchange	BME Continuous Market
Currency	EUR
Sector	Transport
Security type	Stock
Market cap (m)	553 EUR
Benchmark	IBEX 35

Market data

Bid (Bid size)	-
Ask (Ask size)	-
Open	4.365 EUR
High	4.465 EUR
Low	4.365 EUR
Close (prev. day)	4.40 EUR
VWAP	4.422936 EUR
Volume (pcs)	269,129
Trading volume	1,190,340.38
Number of trades	222
Last size	-

Performance and Risk

	6m	1y	3y
Perf (%)	+2.29%	+34.69%	-4.59%
Perf (abs.)	+0.10	+1.15	-0.22
Beta	0.10	0.38	0.68
Volatility	26.31	27.27	30.69

5y



Information about previous performance does not guarantee future performance.
Source: FactSet

Price data

Ø price 5 days Ø volume 5 days (pcs.)	4.405 EUR (78,315)
Ø price 30 days Ø volume 30 days (pcs.)	4.406 EUR (77,071)
Ø price 100 days Ø volume 100 days (pcs.)	4.385 EUR (171,957)
Ø price 250 days Ø volume 250 days (pcs.)	4.064 EUR (145,842)
YTD High date	4.800 EUR (2024/02/08)
YTD Low date	4.080 EUR (2024/03/04)
52 Weeks High date	4.800 EUR (2024/02/08)
52 Weeks Low date	3.160 EUR (2023/07/10)

Arbitrage views

Exchange ⊕	Date	Time	Price	Trading volume (mio.)	Number of trades
Tradegate	2024/06/21	22:26	4.475 EUR	0.01	2
Stuttgart	2024/06/21	10:30	4.28 EUR	0.00	5
Munich	2024/06/21	15:04	4.42 EUR	0.00	2
London Stock Exchange European Trade Reporting	2024/06/21	17:30	4.3825 EUR	0.00	2
Frankfurt	2024/	17:20	4.33 EUR	0.00	8

	06/21					
Duesseldorf	2024/ 06/21	19:30	4.405 EUR	0.00		6
Berlin	2024/ 06/21	21:50	4.475 EUR	0.00		19
BME Continuous Market	2024/ 06/21	17:35	4.465 EUR	1.19		222

Company profile

Company Logo

Contact Details

TALGO S.A.

--

Telefon: -

Fax: -

E-mail: -

Company Profile

-