

TALGO SA EUR0.301

ISIN: **ES0105065009**

WKN: -

Overview

2022/08/18 17:38:00

Price
2.78 EURDifference  -1.94% (-0.06)

General attributes

ISIN	ES0105065009
Symbol	TLGO
Exchange	BME Continuous Market
Currency	EUR
Sector	Transport
Security type	Stock
Market cap (m)	349 EUR
Benchmark	IBEX 35

Market data

Bid (Bid size)	-
Ask (Ask size)	-
Open	2.835 EUR
High	2.845 EUR
Low	2.775 EUR
Close (prev. day)	2.835 EUR
VWAP	2.809164 EUR
Volume (pcs)	141,580
Trading volume	397,721.60
Number of trades	210
Last size	-

Futures and Options







Related Futures	-
Related Options	-

5y



Information about previous performance does not guarantee future performance.
Source: FactSet

Recent research

on sector		on market	
Date		Headline	Download
2022/08/18		Global Equity Ratings	
2022/08/18		Aktienempfehlungen Global	
2022/08/12		Equity Weekly	
2022/08/08		Global Equity Ratings	
2022/08/08		Aktienempfehlungen Global	

Details

2022/08/18 17:38:00

Price

2.78 EUR

Difference  -1.94% (-0.06)

General attributes

ISIN	ES0105065009
Symbol	TLGO
Exchange	BME Continuous Market
Currency	EUR
Sector	Transport
Security type	Stock
Market cap (m)	349 EUR
Benchmark	IBEX 35

Market data

Bid (Bid size)	-
Ask (Ask size)	-
Open	2.835 EUR
High	2.845 EUR
Low	2.775 EUR
Close (prev. day)	2.835 EUR
VWAP	2.809164 EUR
Volume (pcs)	141,580
Trading volume	397,721.60
Number of trades	210
Last size	-

Performance and Risk

	6m	1y	3y
Perf (%)	-40.22%	-38.90%	-40.02%
Perf (abs.)	-1.87	-1.77	-1.86
Beta	-	-	-
Volatility	36.36	33.13	35.20

5y



Information about previous performance does not guarantee future performance.
Source: FactSet

Price data

Ø price 5 days Ø volume 5 days (pcs.)	2.84 EUR (154,562)
Ø price 30 days Ø volume 30 days (pcs.)	2.96 EUR (287,477)
Ø price 100 days Ø volume 100 days (pcs.)	3.43 EUR (197,916)
Ø price 250 days Ø volume 250 days (pcs.)	4.17 EUR (168,897)
YTD High date	5.55 EUR (2022/01/04)
YTD Low date	2.69 EUR (2022/08/03)
52 Weeks High date	5.55 EUR (2022/01/04)
52 Weeks Low date	2.69 EUR (2022/08/03)

Arbitrage views

Exchange 	Date	Time	Price	Trading volume (mio.)	Number of trades
Tradegate	2022/08/19	09:40	2.71 EUR	0.00	1
Stuttgart	2022/08/19	08:07	2.625 EUR	0.00	1
Munich	2022/08/19	08:05	2.82 EUR	0.00	1
London Stock Exchange European Trade Reporting	2022/08/19	09:00	2.7775 EUR	0.00	1
Frankfurt	2022/	11:30	2.705 EUR	0.00	4

	08/19					
Duesseldorf	2022/ 08/19	13:01	2.715 EUR	0.00		6
Berlin	2022/ 08/19	13:25	2.74 EUR	0.00		7
BME Continuous Market	2022/ 08/18	17:38	2.78 EUR	0.40		210

Company profile

Company Logo

<https://>

Company Profile

-

Contact Details

TALGO S.A.

--

Telefon: -

Fax: -

E-mail: -