

CELLNEX TELECOM SA

ISIN: **ES0105066007** WKN: -

Overview

2024/07/12 17:35:07

Price
33.36 EURDifference  0.15% (0.05)

General attributes

ISIN	ES0105066007
Symbol	CLNX
Exchange	BME Continuous Market
Currency	EUR
Sector	Telecommunications
Security type	Stock
Market cap (m)	23,536 EUR
Benchmark	IBEX 35

Market data

Bid (Bid size)	-
Ask (Ask size)	-
Open	33.90 EUR
High	34.14 EUR
Low	33.14 EUR
Close (prev. day)	33.31 EUR
VWAP	33.46441 EUR
Volume (pcs)	1,391,650
Trading volume	46,570,746.10
Number of trades	3,619
Last size	-

Futures and Options







Related Futures	24
Related Options	-

5y



Information about previous performance does not guarantee future performance.
Source: FactSet

Recent research

on sector		on market	
Date		Headline	Download
2024/07/12		Global Equity Ratings	
2024/07/12		Aktienempfehlungen Global	
2024/07/09		Aktienempfehlungen Österreich	
2024/06/24		Aktienempfehlungen Österreich	
2024/06/21		Global Equity Ratings	

Details

2024/07/12 17:35:07

Price

33.36 EUR

Difference ▲ 0.15% (0.05)

General attributes

ISIN	ES0105066007
Symbol	CLNX
Exchange	BME Continuous Market
Currency	EUR
Sector	Telecommunications
Security type	Stock
Market cap (m)	23,536 EUR
Benchmark	IBEX 35

Market data

Bid (Bid size)	-
Ask (Ask size)	-
Open	33.90 EUR
High	34.14 EUR
Low	33.14 EUR
Close (prev. day)	33.31 EUR
VWAP	33.46441 EUR
Volume (pcs)	1,391,650
Trading volume	46,570,746.10
Number of trades	3,619
Last size	-

Performance and Risk

	6m	1y	3y
Perf (%)	-6.87%	-9.35%	-39.63%
Perf (abs.)	-2.46	-3.44	-21.90
Beta	1.11	1.20	0.75
Volatility	27.04	27.26	29.34

5y



Information about previous performance does not guarantee future performance.
Source: FactSet

Price data

Ø price 5 days Ø volume 5 days (pcs.)	32.09 EUR (1,709,156)
Ø price 30 days Ø volume 30 days (pcs.)	32.13 EUR (1,750,959)
Ø price 100 days Ø volume 100 days (pcs.)	32.55 EUR (1,555,338)
Ø price 250 days Ø volume 250 days (pcs.)	33.28 EUR (1,323,293)
YTD High date	36.18 EUR (2024/02/01)
YTD Low date	29.44 EUR (2024/04/05)
52 Weeks High date	38.82 EUR (2023/07/28)
52 Weeks Low date	26.02 EUR (2023/10/23)

All listings for CELLNEX TELECOM SA

Exchange ⊕	Date	Time	Price	Trading volume (mio.)	Number of trades
Vienna Stock Exchange	2024/07/12	15:30	33.55 EUR	0.00	4
Tradegate	2024/07/12	18:15	33.27 EUR	0.00	3
Stuttgart	2024/07/12	08:16	32.71 EUR	0.00	1
Munich	2024/07/12	08:26	33.30 EUR	0.00	1
London Stock Exchange	2024/	17:30	33.675 EUR	0.34	5

European Trade Reporting	07/12					
Hanover	2024/ 07/12	08:00	33.24 EUR	0.00		1
Frankfurt	2024/ 07/12	08:05	33.25 EUR	0.00		1
FINRA other OTC Issues	2024/ 07/11	21:28	35.73 USD	0.01		2
Duesseldorf	2024/ 07/12	16:31	33.62 EUR	0.00		4
Berlin	2024/ 07/12	18:42	33.35 EUR	0.00		14
BME Continuous Market	2024/ 07/12	17:35	33.36 EUR	46.57		3,619

Company profile

Company Logo



Contact Details

CELLNEX TELECOM SA

--

Passeig de la Zona Franca, 105 - 08038
Barcelona

Telefon: +34-93-567-89-10

Fax: +34-93-567-89-01

E-mail: cellnex@cellnextelecom.com

Company Profile

-

Members of Management Board

Marco Emilio Chairman of
Angelo Patuano Managing Board

Raimon Trias Member of Executive
Committee

Simone Battiferri Member of Executive
Committee

Vincent Cuvillier Member of Executive
Committee

Board of directors

Anne Bouverot Chairman of
Supervisory Board

Óscar Fanjul Martín Member of
Supervisory Board

Alexandra Reich Member of
Supervisory Board

Ana Maria García Fau Member of
Supervisory Board

Christian Coco Member of
Supervisory Board

Dominique DŠhinnin Member of
Supervisory Board

Jonathan Amouyal Member of
Supervisory Board

Kate Holgate Member of
Supervisory Board

Marieta del Rivero Bermejo Member of
Supervisory Board

María Luisa Guijarro Piñal Member of
Supervisory Board

María Teresa Ballester Fornes Member of
Supervisory Board

Pierre Blayau Member of
Supervisory Board