

DERICHEBOURG SA

ISIN: **FR0000053381** WKN: **5338**

Overview

2024/04/26 08:11:40

Price
3.944 EURDifference  -0.75% (-0.03)

General attributes

ISIN	FR0000053381
Symbol	DBG
Exchange	Munich
Currency	EUR
Sector	Utilities
Security type	Stock
Market cap (m)	623 EUR
Benchmark	CAC 40 INDEX

Market data

Bid (Bid size)	-
Ask (Ask size)	-
Open	3.944 EUR
High	3.944 EUR
Low	3.944 EUR
Close (prev. day)	3.974 EUR
VWAP	3.974 EUR
Volume (pcs)	0
Trading volume	0.00
Number of trades	2
Last size	0

Futures and Options









Related Futures	-
Related Options	-

5y



Information about previous performance does not guarantee future performance.
Source: FactSet

Recent research

on sector		on market	
Date		Headline	Download
2024/04/26		Global Equity Ratings	
2024/04/26		Aktienempfehlungen Global	
2024/04/15		Aktienempfehlungen Österreich	
2024/04/03		Global Equity Ratings	
2024/04/03		Aktienempfehlungen Global	

Details

2024/04/26 08:11:40

Price

3.944 EUR

Difference ▼ -0.75% (-0.03)

General attributes

ISIN	FR0000053381
Symbol	DBG
Exchange	Munich
Currency	EUR
Sector	Utilities
Security type	Stock
Market cap (m)	623 EUR
Benchmark	CAC 40 INDEX

Market data

Bid (Bid size)	-
Ask (Ask size)	-
Open	3.944 EUR
High	3.944 EUR
Low	3.944 EUR
Close (prev. day)	3.974 EUR
VWAP	3.974 EUR
Volume (pcs)	0
Trading volume	0.00
Number of trades	2
Last size	0

Performance and Risk

	6m	1y	3y
Perf (%)	-5.06%	-27.30%	-44.72%
Perf (abs.)	-0.21	-1.48	-3.19
Beta	1.15	1.29	1.38
Volatility	33.58	29.46	34.64

5y



Information about previous performance does not guarantee future performance.
Source: FactSet

Price data

Ø price 5 days Ø volume 5 days (pcs.)	3.990 EUR (40)
Ø price 30 days Ø volume 30 days (pcs.)	4.311 EUR (30)
Ø price 100 days Ø volume 100 days (pcs.)	4.563 EUR (46)
Ø price 250 days Ø volume 250 days (pcs.)	4.792 EUR (32)
YTD High date	5.115 EUR (2024/01/02)
YTD Low date	3.944 EUR (2024/04/26)
52 Weeks High date	5.750 EUR (2023/05/12)
52 Weeks Low date	3.944 EUR (2024/04/26)

Arbitrage views

Exchange	Date	Time	Price	Trading volume (mio.)	Number of trades
Tradegate	2024/04/26	22:26	3.894 EUR	0.01	8
Stuttgart	2024/04/26	20:03	3.902 EUR	0.00	15
Munich	2024/04/26	08:11	3.944 EUR	0.00	2
London Stock Exchange European Trade Reporting	2024/04/26	17:30	3.969 EUR	0.00	1
Frankfurt	2024/	19:23	3.836 EUR	0.00	2

	04/26					
Euronext Paris	2024/ 04/26	17:35	3.91 EUR	0.66		562
Euronext Milan MTF Trading After Hours	-	-	-	0.00		-
Duesseldorf	2024/ 04/26	08:11	3.82 EUR	0.00		3
Berlin	2024/ 04/26	21:50	3.908 EUR	0.00		18

Company profile

Company Logo



Contact Details

DERICHEBOURG SA

--

Avenue General Michel Bizot 119 75579
Paris, Cedex 12

Telefon: +33 1 4475 4040

Fax: +33 1 4475 4322

E-mail: communication@derichebourg.com

Company Profile

-

Board of directors

Daniel Derichebourg	Chairman of Supervisory Board
Boris Derichebourg	Member of Supervisory Board
Catherine Claverie	Member of Supervisory Board
Catherine Ottaway	Member of Supervisory Board
Daniel Goin	Member of Supervisory Board
Francoise Mahiou	Member of Supervisory Board
Matthieu Pigasse	Member of Supervisory Board
Rene Dangel	Member of Supervisory Board
Thomas Derichebourg	Member of Supervisory Board