

GALAPAGOS N.V.

ISIN: **BE0003818359** WKN: -

Overview

2024/04/17 17:48:23

Price

26.20 USD

Difference  -26.23% (-9.32)

General attributes

ISIN BE0003818359

Symbol GLPG

Exchange FINRA other OTC Issues

Currency USD

Sector Chemical / Pharmaceutical / Health

Security type Stock

Market cap (m) 1,763 EUR

Benchmark BEL 20 INDEX

Market data

Bid (Bid size) -

Ask (Ask size) -

Open 26.20 USD

High 26.20 USD

Low 26.20 USD

Close (prev. day) 35.5157 USD

VWAP 26.20 USD

Volume (pcs) 190

Trading volume 4,978.00

Number of trades 1

Last size 190

Futures and Options

Related Futures 23

Related Options -






5y



Information about previous performance does not guarantee future performance.

Source: FactSet

Recent research

on sector		on market	
Date		Headline	Download
2024/04/29		Aktienempfehlungen Österreich	
2024/04/26		Global Equity Ratings	
2024/04/26		Aktienempfehlungen Global	
2024/04/15		Aktienempfehlungen Österreich	
2024/04/03		Global Equity Ratings	

Details

2024/04/17 17:48:23

Price

26.20 USD

Difference  -26.23% (-9.32)

General attributes

ISIN	BE0003818359
Symbol	GLPG
Exchange	FINRA other OTC Issues
Currency	USD
Sector	Chemical / Pharmaceutical / Health
Security type	Stock
Market cap (m)	1,763 EUR
Benchmark	BEL 20 INDEX

Market data

Bid (Bid size)	-
Ask (Ask size)	-
Open	26.20 USD
High	26.20 USD
Low	26.20 USD
Close (prev. day)	35.5157 USD
VWAP	26.20 USD
Volume (pcs)	190
Trading volume	4,978.00
Number of trades	1
Last size	190

Performance and Risk

	6m	1y	3y
Perf (%)	-	-30.13%	-66.41%
Perf (abs.)	-	-11.30	-51.80
Beta	0.60	0.61	0.82
Volatility	64.23	121.68	78.37

5y



Information about previous performance does not guarantee future performance.
Source: FactSet

Price data

Ø price 5 days Ø volume 5 days (pcs.)	- USD (-)
Ø price 30 days Ø volume 30 days (pcs.)	- USD (-)
Ø price 100 days Ø volume 100 days (pcs.)	33.53 USD (1,746)
Ø price 250 days Ø volume 250 days (pcs.)	36.04 USD (741)
YTD High date	36.21 USD (2024/02/06)
YTD Low date	26.20 USD (2024/04/17)
52 Weeks High date	41.75 USD (2023/07/26)
52 Weeks Low date	26.20 USD (2024/04/17)

Arbitrage views

Exchange 	Date	Time	Price	Trading volume (mio.)	Number of trades
Vienna Stock Exchange	2024/04/29	09:05	26.94 EUR	0.00	3
Tradegate	2024/04/29	18:58	26.64 EUR	0.21	18
Stuttgart	2024/04/29	13:28	26.68 EUR	0.00	6
Munich	2024/04/29	08:09	26.80 EUR	0.00	1
London Stock Exchange	2024/	17:30	26.91 EUR	0.00	2

European Trade Reporting	04/29					
Hanover	2024/ 04/29	08:00	26.68	EUR	0.00	1
Frankfurt	2024/ 04/29	09:23	26.68	EUR	0.00	1
FINRA other OTC Issues	2024/ 04/17	17:48	26.20	USD	0.00	1
Euronext Milan MTF Trading After Hours	-	-	-		0.00	-
Euronext Amsterdam	2024/ 04/29	17:35	26.76	EUR	1.93	588
Duesseldorf	2024/ 04/29	08:10	26.70	EUR	0.00	1
Berlin	2024/ 04/29	19:33	26.70	EUR	0.00	15

Company profile

Company Logo



Galapagos

Contact Details

GALAPAGOS NV

--

Industriepark Mechelen Noord, Generaal de Wittelaan L11 A3 - 2800 Mechelen

Telefon: +32-1-534-29-00

Fax: +

E-mail: -

Company Profile

-

Members of Management Board

Paul Stoffels	Chairman of Managing Board
Annelies Missotten	Member of Executive Committee
Thad Huston	Member of Executive Committee
Valeria Cnossen	Member of Executive Committee

Board of directors

Dan Baker	Member of Supervisory Board
Lena Elisabeth Svanberg	Member of Supervisory Board
Linda Higgins	Member of Supervisory Board
Simon Sturge	Member of Supervisory Board
Susanne Antonie Schaffert	Member of Supervisory Board
Andrew Dickinson	Member of Supervisory Board
Jérôme Contamine	Member of Supervisory Board
Peter Guenter	Member of Supervisory Board