

MIG HOLDINGS SA

ISIN: **GRS314003013** WKN: -

Overview

2024/07/26 09:28:20

Price
3.575 EURDifference  0.00% (0.00)

General attributes

ISIN	GRS314003013
Symbol	MIG
Exchange	Frankfurt
Currency	EUR
Sector	Financial
Security type	Stock
Market cap (m)	116 EUR
Benchmark	GREECE

Market data

Bid (Bid size)	-
Ask (Ask size)	-
Open	3.575 EUR
High	3.575 EUR
Low	3.575 EUR
Close (prev. day)	3.575 EUR
VWAP	3.50 EUR
Volume (pcs)	0
Trading volume	0.00
Number of trades	2
Last size	0

Futures and Options











Related Futures	-
Related Options	-

5y



Information about previous performance does not guarantee future performance.
Source: FactSet

Recent research

on sector		on market	
Date		Headline	Download
2024/07/24		Global Equity Ratings	
2024/07/24		Aktienempfehlungen Global	
2024/07/19		Equity Weekly	
2024/07/15		Aktienempfehlungen Global	
2024/07/12		Global Equity Ratings	

Details

2024/07/26 09:28:20

Price

3.575 EUR

Difference ➔ 0.00% (0.00)

General attributes

ISIN	GRS314003013
Symbol	MIG
Exchange	Frankfurt
Currency	EUR
Sector	Financial
Security type	Stock
Market cap (m)	116 EUR
Benchmark	GREECE

Market data

Bid (Bid size)	-
Ask (Ask size)	-
Open	3.575 EUR
High	3.575 EUR
Low	3.575 EUR
Close (prev. day)	3.575 EUR
VWAP	3.50 EUR
Volume (pcs)	0
Trading volume	0.00
Number of trades	2
Last size	0

Performance and Risk

	6m	1y	3y
Perf (%)	-20.02%	-14.88%	+470.18%
Perf (abs.)	-0.90	-0.63	+2.95
Beta	0.68	0.61	1.50
Volatility	28.51	35.88	164.30

5y



Information about previous performance does not guarantee future performance.
Source: FactSet

Price data

Ø price 5 days Ø volume 5 days (pcs.)	3.586 EUR (0)
Ø price 30 days Ø volume 30 days (pcs.)	3.592 EUR (133)
Ø price 100 days Ø volume 100 days (pcs.)	3.791 EUR (56)
Ø price 250 days Ø volume 250 days (pcs.)	4.034 EUR (39)
YTD High date	4.796 EUR (2024/01/02)
YTD Low date	3.450 EUR (2024/06/24)
52 Weeks High date	5.180 EUR (2023/12/06)
52 Weeks Low date	3.410 EUR (2023/10/19)

All listings for MIG HOLDINGS SA

Exchange ⊕	Date	Time	Price	Trading volume (mio.)	Number of trades
Stuttgart	2024/07/26	08:17	3.405 EUR	0.00	3
Munich	2024/07/26	08:19	3.62 EUR	0.00	1
London Stock Exchange	2023/06/15	17:42	4.3892 EUR	0.00	2
Frankfurt	2024/07/26	09:28	3.575 EUR	0.00	2
FINRA other OTC	2023/03/	16:41	5.835 USD	0.00	1

Issues	21					
Duesseldorf	2024/07/26	08:12	3.555 EUR	0.00		3
Berlin	2024/07/26	21:35	3.655 EUR	0.00		10
Athens Stock Exchange	2024/07/26	16:14	3.695 EUR	0.01		43

Company profile

Company Logo



Company Profile

-

Contact Details

MIG HOLDINGS

--

Telefon: -

Fax: -

E-mail: -