

AXFOOD AB

ISIN: SE0006993770

WKN: 5915916

Overview

2024/04/23 21:19:16

Price

24.27 USD

Difference  -9.54% (-2.56)

General attributes

ISIN	SE0006993770
Symbol	AXFO
Exchange	FINRA other OTC Issues
Currency	USD
Sector	Other
Security type	Stock
Market cap (m)	4,865 EUR
Benchmark	OMX STOCKHOLM 30 INDEX

Market data

Bid (Bid size)	-
Ask (Ask size)	-
Open	24.27 USD
High	24.27 USD
Low	24.27 USD
Close (prev. day)	26.83 USD
VWAP	24.27 USD
Volume (pcs)	2,500
Trading volume	60,675.00
Number of trades	1
Last size	2,500

Futures and Options

Related Futures	30
Related Options	-











5y



Information about previous performance does not guarantee future performance.

Source: FactSet

Recent research

on sector			
Date		Headline	Download
2024/07/26		Equity Weekly	
2024/07/24		Global Equity Ratings	
2024/07/24		Aktienempfehlungen Global	
2024/07/15		Aktienempfehlungen Global	
2024/07/12		Global Equity Ratings	

Details

2024/04/23 21:19:16

Price

24.27 USD

Difference 📉 -9.54% (-2.56)

General attributes

ISIN	SE0006993770
Symbol	AXFO
Exchange	FINRA other OTC Issues
Currency	USD
Sector	Other
Security type	Stock
Market cap (m)	4,865 EUR
Benchmark	OMX STOCKHOLM 30 INDEX

Market data

Bid (Bid size)	-
Ask (Ask size)	-
Open	24.27 USD
High	24.27 USD
Low	24.27 USD
Close (prev. day)	26.83 USD
VWAP	24.27 USD
Volume (pcs)	2,500
Trading volume	60,675.00
Number of trades	1
Last size	2,500

Performance and Risk

	6m	1y	3y
Perf (%)	-	-	-
Perf (abs.)	-	-	-
Beta	-0.11	0.12	0.24
Volatility	152.64	107.97	98.54

5y



Information about previous performance does not guarantee future performance.
Source: FactSet

Price data

Ø price 5 days Ø volume 5 days (pcs.)	- USD (-)
Ø price 30 days Ø volume 30 days (pcs.)	- USD (-)
Ø price 100 days Ø volume 100 days (pcs.)	24.27 USD (25)
Ø price 250 days Ø volume 250 days (pcs.)	25.20 USD (14)
YTD High date	26.83 USD (2024/02/21)
YTD Low date	24.27 USD (2024/04/23)
52 Weeks High date	26.83 USD (2024/02/21)
52 Weeks Low date	24.27 USD (2024/04/23)

Arbitrage views

Exchange 📍	Date	Time	Price	Trading volume (mio.)	Number of trades
Stuttgart	2024/07/26	13:56	22.34 EUR	0.00	9
Nasdaq Stockholm	2024/07/26	18:00	263.60 SEK	37.19	2,272
Munich	2024/07/26	08:19	22.40 EUR	0.00	2
London Stock Exchange European Trade Reporting	2024/07/26	17:25	263.35 SEK	0.00	2
Hanover	2024/	08:01	21.76 EUR	0.00	3

	07/26					
Frankfurt	2024/ 07/26	08:24	21.76 EUR	0.00		2
FINRA other OTC Issues	2024/ 04/23	21:19	24.27 USD	0.06		1
Duesseldorf	2024/ 07/26	19:32	22.07 EUR	0.00		7
Berlin	2024/ 07/26	21:43	22.44 EUR	0.00		17

Company profile

Company Logo

Contact Details

AXFOOD

--

Telefon: -

Fax: -

E-mail: -

Company Profile

-