

SEA1 OFFSHORE INC.

ISIN: **KYG812291253** WKN: -

Overview

2024/08/09 21:43:38

Price

2.425 EUR

Difference  1.46% (0.04)

General attributes

ISIN	KYG812291253
Symbol	SEA1o
Exchange	Frankfurt
Currency	EUR
Sector	Transport
Security type	Stock
Market cap (m)	375 EUR
Benchmark	MSCI WORLD INDEX (STRD, UHD)

Market data

Bid (Bid size)	-
Ask (Ask size)	-
Open	2.44 EUR
High	2.44 EUR
Low	2.425 EUR
Close (prev. day)	2.39 EUR
VWAP	2.72 EUR
Volume (pcs)	0
Trading volume	0.00
Number of trades	3
Last size	0

Futures and Options










Related Futures	-
Related Options	-

5y



Information about previous performance does not guarantee future performance.
Source: FactSet

Recent research

on sector			
Date		Headline	Download
2024/08/09		Equity Weekly	
2024/07/29		Aktienempfehlungen Österreich	
2024/07/24		Global Equity Ratings	
2024/07/24		Aktienempfehlungen Global	
2024/07/15		Aktienempfehlungen Global	

Details

2024/08/09 21:43:38

Price

2.425 EUR

Difference ▲ 1.46% (0.04)

General attributes

ISIN	KYG812291253
Symbol	SEA1o
Exchange	Frankfurt
Currency	EUR
Sector	Transport
Security type	Stock
Market cap (m)	375 EUR
Benchmark	MSCI WORLD INDEX (STRD, UHD)

Market data

Bid (Bid size)	-
Ask (Ask size)	-
Open	2.44 EUR
High	2.44 EUR
Low	2.425 EUR
Close (prev. day)	2.39 EUR
VWAP	2.72 EUR
Volume (pcs)	0
Trading volume	0.00
Number of trades	3
Last size	0

Performance and Risk

	6m	1y	3y
Perf (%)	+6.83%	+26.04%	+600.87%
Perf (abs.)	+0.16	+0.50	+2.08
Beta	0.73	0.56	0.50
Volatility	44.15	46.95	78.80

5y



Information about previous performance does not guarantee future performance.
Source: FactSet

Price data

Ø price 5 days Ø volume 5 days (pcs.)	2.330 EUR (0)
Ø price 30 days Ø volume 30 days (pcs.)	2.506 EUR (50)
Ø price 100 days Ø volume 100 days (pcs.)	2.729 EUR (50)
Ø price 250 days Ø volume 250 days (pcs.)	2.437 EUR (73)
YTD High date	3.280 EUR (2024/04/12)
YTD Low date	2.085 EUR (2024/02/02)
52 Weeks High date	3.280 EUR (2024/04/12)
52 Weeks Low date	1.712 EUR (2023/08/24)

All listings for SEA1 OFFSHORE INC.

Exchange 📍	Date	Time	Price	Trading volume (mio.)	Number of trades
Stuttgart	2024/08/09	17:08	2.425 EUR	0.00	13
Munich	2024/08/09	08:11	2.46 EUR	0.00	1
London Stock Exchange	2024/02/19	17:37	27.7462 NOK	0.17	1
Frankfurt	2024/08/09	21:43	2.425 EUR	0.00	3
First North	2024/08/	18:00	28.80 NOK	0.03	1

Stockholm	08					
FINRA other OTC Issues	-	-	-	0.00	-	

Company profile

Company Logo



Company Profile

-

Contact Details

SEA1 OFFSHORE

--

Nodeviga 14 4610 Kristiansand

Telefon: +47 38 60 04 00

Fax: +47 37 40 62 86

E-mail: info@siemoffshore.com