

TITANIUM TRANSPORTATION GROUP INC.

ISIN: CA8883411040 WKN: -

Overview

2024/06/28 21:59:59

Price

2.18 CAD

Difference  -0.46% (-0.01)

General attributes

ISIN	CA8883411040
Symbol	TTNM
Exchange	Toronto Stock Exchange
Currency	CAD
Sector	Transport
Security type	Stock
Market cap (m)	67 EUR
Benchmark	S&P/TSX 60 INDEX

Market data

Bid (Bid size)	2.17 CAD (2,600)
Ask (Ask size)	2.18 CAD (400)
Open	2.18 CAD
High	2.20 CAD
Low	2.18 CAD
Close (prev. day)	2.19 CAD
VWAP	2.195043 CAD
Volume (pcs)	10,902
Trading volume	23,930.36
Number of trades	20
Last size	100

Futures and Options





Related Futures	-
Related Options	-

5y



Information about previous performance does not guarantee future performance.
Source: FactSet

Recent research

on sector		
Date	Headline	Download
2024/06/28	 Equity Weekly	
2024/06/24	 Aktienempfehlungen Österreich	
2024/06/21	 Global Equity Ratings	
2024/06/21	 Aktienempfehlungen Global	
2024/06/14	 Equity Weekly	

Details

2024/06/28 21:59:59

Price

2.18 CAD

Difference  -0.46% (-0.01)

General attributes

ISIN	CA8883411040
Symbol	TTNM
Exchange	Toronto Stock Exchange
Currency	CAD
Sector	Transport
Security type	Stock
Market cap (m)	67 EUR
Benchmark	S&P/TSX 60 INDEX

Market data

Bid (Bid size)	2.17 CAD (2,600)
Ask (Ask size)	2.18 CAD (400)
Open	2.18 CAD
High	2.20 CAD
Low	2.18 CAD
Close (prev. day)	2.19 CAD
VWAP	2.195043 CAD
Volume (pcs)	10,902
Trading volume	23,930.36
Number of trades	20
Last size	100

Performance and Risk

	6m	1y	3y
Perf (%)	-6.03%	-13.83%	-35.50%
Perf (abs.)	-0.14	-0.35	-1.20
Beta	0.49	0.30	0.60
Volatility	27.87	30.28	39.24

5y



Information about previous performance does not guarantee future performance.
Source: FactSet

Price data

Ø price 5 days Ø volume 5 days (pcs.)	2.21 CAD (13,436)
Ø price 30 days Ø volume 30 days (pcs.)	2.22 CAD (21,686)
Ø price 100 days Ø volume 100 days (pcs.)	2.29 CAD (23,557)
Ø price 250 days Ø volume 250 days (pcs.)	2.40 CAD (25,354)
YTD High date	2.77 CAD (2024/03/20)
YTD Low date	2.09 CAD (2024/02/22)
52 Weeks High date	3.05 CAD (2023/08/10)
52 Weeks Low date	2.09 CAD (2024/02/22)

Arbitrage views

Exchange 	Date	Time	Price	Trading volume (mio.)	Number of trades
Toronto Stock Exchange	2024/06/28	21:59	2.18 CAD	0.02	20
Frankfurt	2024/06/28	08:02	1.45 EUR	0.00	2
FINRA other OTC Issues	2024/06/26	15:30	1.11 USD	0.00	2

Company profile

Company Logo

Contact Details

TITANIUM TRANSPORTATION GROUP
INC

--

Telefon: -

Fax: -

E-mail: -

Company Profile

-