

## AUSTRIA NTX(EUR)

ISIN: **AT0000496476** WKN: -

## Overview

2024/09/18 17:50:00

Price

**1,383.73** EURDifference  0.02% (0.23)

## General attributes

ISIN	AT0000496476
Symbol	-
Country	Europe
Instruments in index	30
Type of index	-
Security type	Index

## Market data








Open	1,383.22 EUR
High	1,388.39 EUR
Low	1,379.96 EUR
Close (prev. day)	1,383.50 EUR
Trading volume (m)	-
Volume (pcs)	-

## Top 5

Name 	Price	+ - (%)	Trend 
S.P.E.E.H....	122.60	+1.41	
RAIFFEISEN...	17.72	+1.14	
BAWAG GROU...	69.95	+0.65	
WIENERBERG...	30.00	+0.60	
ERSTE GROU...	47.89	+0.55	

Intraday 1w 1m 6m 1y 3y

## Flop 5

Name 	Price	+ - (%)	Trend 
EVN AG	30.60	-1.45	
BANCA TRAN...	27.45	-1.26	
VERBUND AG	74.05	-0.74	
KOMERCNI B...	763.50	-0.59	
ANDRITZ AG	62.00	-0.24	

5y










Information about previous performance does not guarantee future performance.

Source: FactSet

## Recent research

on market

Date	Headline	Download
2024/09/11	 Global Equity Ratings	
2024/09/11	 Aktienempfehlungen Global	
2024/09/09	 Marktkommentar	
2024/09/05	 Global Equity Ratings	
2024/09/05	 Aktienempfehlungen Global	

Intraday 1w 1m 6m 1y 3y

**Futures and Options**

Related Futures -

Related Options -

## Details

2024/09/18 17:50:00

Price

**1,383.73** EUR

Difference



0.02% (0.23)

## General attributes

ISIN AT0000496476

Symbol -

Country Europe

Security type Index

Instruments in index 30

## Market data

Open 1,383.22 EUR

High 1,388.39 EUR

Low 1,379.96 EUR

Close (prev. day) 1,383.50 EUR

Trading volume (m) -

Volume (pcs) -

## Performance and Risk

	6m	1y	3y
Perf (%)	+4.29%	+22.67%	+9.12%
Perf (abs.)	+56.93	+255.72	+115.69
Beta	-	-	-
Volatility	14.31	13.70	20.06



Information about previous performance does not guarantee future performance.

Source: FactSet

## Price data

Ø price 5 days   Ø volume 5 days (pcs.)	1,377.53 EUR (0)
Ø price 30 days   Ø volume 30 days (pcs.)	1,390.22 EUR (0)
Ø price 100 days   Ø volume 100 days (pcs.)	1,406.69 EUR (0)
Ø price 250 days   Ø volume 250 days (pcs.)	1,333.68 EUR (0)
YTD High   date	1,461.12 EUR (2024/05/20)
YTD Low   date	1,248.77 EUR (2024/01/17)
52 Weeks High   date	1,461.12 EUR (2024/05/20)
52 Weeks Low   date	1,085.46 EUR (2023/10/04)

## Composition

Name  ISIN	Price	Diff %  Diff +/-	Performance 	Date Time	Turnover Pc.  Turnover Money 
ALLEGRO.EU SA LU2237380790	8.681	0.25% 0.02		24/09/18 19:31:27	- -
ANDRITZ AG AT0000730007	62.00	-0.24% -0.15		24/09/18 17:35:53	64,975 4,029,374.30
BANCA TRANSILVANIA SA ROTLVAACNOR1	27.45	-1.26% -0.35		24/09/18 16:55:29	173,371 4,799,020.95
BANK POLSKA KASA OPIEKI S... PLPEKAO00016	34.66	0.06% 0.02		24/09/18 19:31:37	- -
BAWAG GROUP AG AT0000BAWAG2	69.95	0.65% 0.45		24/09/18 17:35:05	76,733 5,368,476.30
CD PROJEKT S.A. PLOPTTC00011	40.65	-0.44% -0.18		24/09/18 19:31:26	- -
CEZ AS CZ0005112300	855.00	0.00% 0.00		24/09/18 16:15:23	99,940 85,440,238.00
DINO POLSKA SA PLDINPL00011	72.96	-0.90% -0.66		24/09/18 19:33:07	- -
ERSTE GROUP BANK AG AT0000652011	47.89	0.55% 0.26		24/09/18 17:35:02	377,438 18,051,499.45
EVN AG AT0000741053	30.60	-1.45% -0.45		24/09/18 17:35:25	88,422 2,715,336.10
KGHM POLSKA MIEDZ SA PLKGHM000017	32.63	0.49% 0.16		24/09/18 19:31:26	- -
KOMERCNI BANKA CZ0008019106	763.50	-0.59% -4.50		24/09/18 16:15:29	41,933 32,063,614.00
KRKA DD NPV SI0031102120	136.50	-0.37% -0.50		24/09/18 15:24:45	2,376 325,764.50
LPP SA PLLPP0000011	3,328.00	-1.54% -52.00		24/09/18 19:31:36	- -
MBANK SA PLBRE0000012	155.00	1.17% 1.80		24/09/18 17:25:23	- -
MOL HUNGARIAN OIL & GAS P... HU0000153937	2,630.00	0.31% 8.00		24/09/18 17:20:00	183,210 479,920,156.00
OMV AG AT0000743059	36.64	0.38% 0.14		24/09/18 17:35:22	330,864 12,115,919.62
OMV PETROM S.A. RON0.1 ROSNPPACNOR9	0.7265	-0.14% -0.00		24/09/18 16:56:48	7,155,936 5,211,245.10
ORLEN SA PLPKN0000018	14.216	-0.14% -0.02		24/09/18 19:31:27	- -
OTP BANK PLC HU0000061726	18,580.00	0.11% 20.00		24/09/18 17:19:59	154,134 2,858,674,525.00
PGE POLSKA GRUPA ENERGETY... PLPGER000010	11.97	-% -		24/09/18 16:50:00	- -
POWSZECHNA KASA OSZCZEDNO... PLPKO0000016	12.99	-0.23% -0.03		24/09/18 19:31:37	- -
POWSZECHNY ZAKLAD UBEZPIE... PLPZU0000011	9.452	-0.80% -0.08		24/09/18 19:31:33	- -
RAIFFEISEN BANK INTERNATI... AT0000606306	17.72	1.14% 0.20		24/09/18 17:35:17	286,987 5,080,167.03
RICHTER GEDEON VEGYESZETI... HU0000123096	10,710.00	-0.09% -10.00		24/09/18 17:20:00	85,654 918,709,360.00

S.P.E.E.H. HIDROELECTRICA... RO4Q0Z5RO1B6	122.60	1.41% 1.70	■	24/09/18 16:50:27	27,823 3,383,094.50
SANTANDER BANK POLSKA SA PLBZ00000044	107.70	-0.05% -0.05		24/09/18 19:31:36	- -
VERBUND AG AT0000746409	74.05	-0.74% -0.55		24/09/18 17:35:16	82,802 6,133,431.30
VOESTALPINE AG AT0000937503	21.22	0.28% 0.06	■	24/09/18 17:35:16	342,580 7,269,115.86
WIENERBERGER AG AT0000831706	30.00	0.60% 0.18	■	24/09/18 17:35:17	321,314 9,628,846.12