

AUSTRIA NTX(EUR)

ISIN: **AT0000496476** WKN: -

Overview

2024/07/12 17:15:40

Price

1,452.49 EURDifference  0.82% (11.81)

General attributes

ISIN	AT0000496476
Symbol	-
Country	Europe
Instruments in index	30
Type of index	-
Security type	Index

Top 5

Name 	Price	+ - (%)	Trend 
BAWAG GROU...	66.55	+3.28	
WIENERBERG...	32.44	+1.65	
VERBUND AG	77.50	+1.51	
ERSTE GROU...	46.70	+1.48	
CEZ AS	909.00	+1.00	

Intraday **1w** 1m 6m 1y 3y

Flop 5

Name 	Price	+ - (%)	Trend 
OMV AG	39.70	-1.41	
MOL HUNGAR...	2,836.00	-0.42	
VOESTALPIN...	25.04	-0.32	
OMV PETROM...	0.77	-0.26	
RAIFFEISEN...	17.42	-0.18	

Intraday **1w** 1m 6m 1y 3y

Erste Group related products on underlying

Product type

products

Index/Participation Certificates

1













Information about previous performance does not guarantee future performance.

Source: FactSet

Recent research

on market

Date	Headline	Download
2024/07/12	 Global Equity Ratings	
2024/07/12	 Aktienempfehlungen Global	
2024/07/09	 Political environment weighs on outlook	
2024/07/09	 Politisches Umfeld belastet den Ausblick	
2024/07/03	 Global Strategy 3Q 2024	



More information on countries & regions

➤ Markets by Region

Details

2024/07/12 17:15:40

Price

1,452.49 EUR

Difference



0.82% (11.81)

General attributes

ISIN AT0000496476

Symbol -

Country Europe

Security type Index

Instruments in index 30

Market data

Open 1,440.41 EUR

High 1,453.16 EUR

Low 1,437.27 EUR

Close (prev. day) 1,440.68 EUR

Trading volume (m) -

Volume (pcs) -

Performance and Risk

	6m	1y	3y
Perf (%)	+11.64%	+26.35%	+19.68%
Perf (abs.)	+150.22	+300.41	+236.89
Beta	-	-	-
Volatility	12.20	12.63	19.87



Information about previous performance does not guarantee future performance.

Source: FactSet




















Price data

Ø price 5 days Ø volume 5 days (pcs.)	1,433.06 EUR (0)
Ø price 30 days Ø volume 30 days (pcs.)	1,408.09 EUR (0)
Ø price 100 days Ø volume 100 days (pcs.)	1,387.22 EUR (0)
Ø price 250 days Ø volume 250 days (pcs.)	1,283.48 EUR (0)
YTD High date	1,461.12 EUR (2024/05/20)
YTD Low date	1,248.77 EUR (2024/01/17)
52 Weeks High date	1,461.12 EUR (2024/05/20)
52 Weeks Low date	1,085.46 EUR (2023/10/04)

Erste Group related products on underlying

Product type	# products
Index/Participation Certificates	1

Composition

Name  ISIN	Price	Diff %  Diff +/-	Performance 	Date Time	Turnover Pc.  Turnover Money 
ALLEGRO.EU SA LU2237380790	8.354	1.72% 0.14		24/07/12 16:31:19	- -
ANDRITZ AG AT0000730007	57.15	1.60% 0.90		24/07/12 17:15:52	17,014 964,693.10
BANCA TRANSILVANIA SA ROTLVAACNOR1	32.70	0.00% 0.00		24/07/12 16:59:46	215,337 7,046,924.55
BANK POLSKA KASA OPIEKI S... PLPEKAO00016	54.45	-% -		24/07/12 16:50:00	- -
BAWAG GROUP AG AT0000BAWAG2	66.55	0.68% 0.45		24/07/12 17:15:28	24,199 1,602,424.10
CD PROJEKT S.A. PLOPTTC00011	36.90	5.73% 2.00		24/07/12 17:06:02	3,418 123,298.96
CEZ AS CZ0005112300	909.00	1.00% 9.00		24/07/12 16:20:23	99,494 90,021,386.50
DINO POLSKA SA PLDINPL00011	95.04	1.24% 1.16		24/07/12 17:11:07	- -
ERSTE GROUP BANK AG AT0000652011	46.70	0.21% 0.10		24/07/12 17:15:47	85,607 3,981,476.77
EVN AG AT0000741053	29.75	0.51% 0.15		24/07/12 17:14:53	120,878 3,571,142.30
KGHM POLSKA MIEDZ SA PLKGHM000017	112.85	-% -		24/07/12 16:50:00	- -
KOMERCNI BANKA CZ0008019106	787.50	0.00% 0.00		24/07/12 16:23:45	57,593 45,343,618.00
KRKA DD NPV SI0031102120	144.00	1.05% 1.50		24/07/12 15:24:59	6,373 916,205.00
LPP SA PLLPP0000011	9,010.00	-% -		24/07/12 16:50:00	- -
MBANK SA PLBRE0000012	197.80	-% -		24/07/12 16:50:00	- -
MOL HUNGARIAN OIL & GAS P... HU0000153937	2,836.00	-0.42% -12.00		24/07/12 17:05:12	305,307 867,313,978.00
OMV AG AT0000743059	39.70	1.17% 0.46		24/07/12 17:15:10	75,147 2,985,433.84
OMV PETROM S.A. RON0.1 ROSNPPACNOR9	0.77	-0.26% -0.00		24/07/12 16:59:41	5,380,981 4,149,506.99
ORLEN SA PLPKN0000018	109.40	-% -		24/07/12 16:50:00	- -
OTP BANK PLC HU0000061726	18,240.00	0.77% 140.00		24/07/12 17:08:57	266,903 4,855,333,155.00
PGE POLSKA GRUPA ENERGETY... PLPGER000010	11.97	-% -		24/07/12 16:50:00	- -
POWSZECHNA KASA OSZCZEDNO... PLPKO0000016	22.59	-% -		24/07/12 16:50:00	- -
POWSZECHNY ZAKLAD UBEZPIE... PLPZU0000011	42.09	-% -		24/07/12 16:50:00	- -
RAIFFEISEN BANK INTERNATI... AT0000606306	17.42	2.17% 0.37		24/07/12 17:13:11	60,135 1,037,184.33
RICHTER GEDEON VEGYESZETI... HU0000123096	9,690.00	0.41% 40.00		24/07/12 17:05:27	82,801 802,783,800.00

S.P.E.E.H. HIDROELECTRICA... RO4Q0Z5RO1B6	128.90	0.16% 0.20		24/07/12 16:59:16	25,624 3,299,965.40
SANTANDER BANK POLSKA SA PLBZ00000044	395.55	-% -		24/07/12 16:50:00	- -
VERBUND AG AT0000746409	77.50	0.19% 0.15		24/07/12 17:10:55	9,184 708,288.00
VOESTALPINE AG AT0000937503	25.04	1.38% 0.34	█	24/07/12 17:14:54	113,949 2,850,290.64
WIENERBERGER AG AT0000831706	32.44	1.06% 0.34	█	24/07/12 17:15:43	199,548 6,450,856.56