

AUSTRIA NTX(EUR)

ISIN: **AT0000496476** WKN: -

Overview

2024/05/06 16:51:53

Price

1,417.50 EUR

Difference ▲ 1.97% (27.32)

General attributes

ISIN	AT0000496476
Symbol	-
Country	Europe
Instruments in index	30
Type of index	-
Security type	Index

Top 5

Name	Price	+ - (%)	Trend
CEZ AS	873.00	+2.59	▲
WIENERBERG...	34.64	+2.26	▲
OMV PETROM...	0.706	+2.17	▲
BANCA TRAN...	28.95	+1.94	▲
ANDRITZ AG	52.90	+0.87	↔

Intraday 1w 1m 6m 1y 3y

Flop 5

Name	Price	+ - (%)	Trend
RAIFFEISEN...	16.92	-2.29	▼
ERSTE GROU...	44.91	-0.89	↔
EVN AG	28.50	-0.87	↔
OTP BANK P...	18,405.00	-0.77	↔
KOMERCNI B...	781.00	-0.64	↔

Intraday 1w 1m 6m 1y 3y



Erste Group related products on underlying

Product type

products

Index/Participation Certificates

1



Information about previous performance does not guarantee future performance.
Source: FactSet

Recent research

on market

Date	Headline	Download
2024/04/26	Global Equity Ratings	Download
2024/04/26	Aktienempfehlungen Global	Download
2024/04/03	Global Equity Ratings	Download
2024/04/03	Aktienempfehlungen Global	Download
2024/03/26	Global Strategy 2Q 2024	Download

More information on countries & regions

➤ Markets by Region

Details

2024/05/06 16:51:53

Price

1,417.50 EURDifference  1.97% (27.32)

General attributes

ISIN AT0000496476

Symbol -

Country Europe

Security type Index

Instruments in index 30

Market data

Open 1,390.00 EUR

High 1,418.06 EUR

Low 1,389.65 EUR

Close (prev. day) 1,390.18 EUR

Trading volume (m) -

Volume (pcs) -

Performance and Risk

	6m	1y	3y
Perf (%)	+15.22%	+25.00%	+25.89%
Perf (abs.)	+183.66	+278.05	+285.94
Beta	-	-	-
Volatility	11.45	13.10	19.85



Information about previous performance does not guarantee future performance.

Source: FactSet






























Price data

Ø price 5 days Ø volume 5 days (pcs.)	1,391.93 EUR (0)
Ø price 30 days Ø volume 30 days (pcs.)	1,375.01 EUR (0)
Ø price 100 days Ø volume 100 days (pcs.)	1,327.50 EUR (0)
Ø price 250 days Ø volume 250 days (pcs.)	1,229.23 EUR (0)
YTD High date	1,404.84 EUR (2024/04/09)
YTD Low date	1,248.77 EUR (2024/01/17)
52 Weeks High date	1,404.84 EUR (2024/04/09)
52 Weeks Low date	1,080.78 EUR (2023/05/31)

Erste Group related products on underlying

Product type	# products
Index/Participation Certificates	1

Composition

Name  ISIN	Price	Diff %  Diff +/-	Performance 	Date Time	Turnover Pc.  Turnover Money 
ALLEGRO.EU SA LU2237380790	8.272	9.06% 0.69		24/05/06 16:31:26	- -
ANDRITZ AG AT0000730007	52.90	1.24% 0.65		24/05/06 16:44:06	14,383 758,644.50
BANCA TRANSILVANIA SA ROTLVAACNOR1	28.95	1.94% 0.55		24/05/02 16:51:22	348,040 10,096,982.95
BANK POLSKA KASA OPIEKI S... PLPEKAO00016	39.43	2.07% 0.80		24/05/06 16:31:13	- -
BAWAG GROUP AG AT0000BAWAG2	57.65	1.05% 0.60		24/05/06 16:51:23	16,152 930,376.20
CD PROJEKT S.A. PLOPTTC00011	28.65	6.03% 1.63		24/05/06 16:35:14	3,685 105,879.40
CEZ AS CZ0005112300	873.00	2.59% 22.00		24/05/06 16:19:25	160,642 139,482,614.00
DINO POLSKA SA PLDINPL00011	91.96	2.43% 2.18		24/05/06 16:38:08	- -
ERSTE GROUP BANK AG AT0000652011	44.91	0.54% 0.24		24/05/06 16:49:24	65,636 2,946,390.16
EVN AG AT0000741053	28.50	-0.18% -0.05		24/05/06 16:50:51	53,522 1,525,703.10
KGHM POLSKA MIEDZ SA PLKGHM000017	33.11	3.31% 1.06		24/05/06 16:31:25	- -
KOMERCNI BANKA CZ0008019106	781.00	-0.64% -5.00		24/05/06 16:23:10	245,907 191,430,327.00
KRKA DD NPV SI0031102120	126.50	-% -		24/05/06 14:50:05	2,613 330,791.00
LPP SA PLLPP0000011	3,762.00	5.38% 192.00		24/05/06 16:31:13	- -
MBANK SA PLBRE0000012	156.25	3.31% 5.00		24/05/06 16:25:31	- -
MOL HUNGARIAN OIL & GAS P... HU0000153937	3,016.00	-0.20% -6.00		24/05/06 16:49:41	148,364 448,907,002.00
OMV AG AT0000743059	44.28	0.32% 0.14		24/05/06 16:51:54	90,612 4,013,770.06
OMV PETROM S.A. RON0.1 ROSNPPACNOR9	0.706	2.17% 0.02		24/05/02 16:55:33	5,194,141 3,663,371.61
ORLEN SA PLPKN0000018	15.562	2.96% 0.45		24/05/06 16:31:27	- -
OTP BANK PLC HU0000061726	18,405.00	1.77% 320.00		24/05/06 16:51:50	192,455 3,524,220,100.00
PGE POLSKA GRUPA ENERGETY... PLPGER000010	1.3795	1.55% 0.02		24/05/06 16:25:31	- -
POWSZECHNA KASA OSZCZEDNO... PLPKO0000016	13.975	2.04% 0.28		24/05/06 16:31:13	- -
POWSZECHNY ZAKLAD UBEZPIE... PLPZU0000011	12.135	3.06% 0.36		24/05/06 16:30:12	- -
RAIFFEISEN BANK INTERNATI... AT0000606306	16.92	1.62% 0.27		24/05/06 16:50:39	243,659 4,073,836.23
RICHTER GEDEON VEGYESZETI... HU0000123096	9,385.00	0.54% 50.00		24/05/06 16:51:43	102,661 964,307,750.00

S.P.E.E.H. HIDROELECTRICA... RO4Q0Z5RO1B6	134.60	-0.07% -0.10		24/05/02 16:54:47	32,671 4,393,863.50
SANTANDER BANK POLSKA SA PLBZ00000044	132.10	2.52% 3.25		24/05/06 16:31:12	- -
VERBUND AG AT0000746409	74.65	1.15% 0.85		24/05/06 16:50:00	23,056 1,717,297.70
VOESTALPINE AG AT0000937503	25.86	0.86% 0.22		24/05/06 16:51:53	25,563 661,054.82
WIENERBERGER AG AT0000831706	34.64	0.87% 0.30		24/05/06 16:51:47	150,493 5,206,718.74