

## AUSTRIA NTX(EUR)

ISIN: **AT0000496476** WKN: -

## Overview

2024/05/03 17:50:00

Price

**1,390.18** EURDifference  -0.25% (-3.47)

## General attributes

ISIN AT0000496476

Symbol -

Country Europe

Instruments in index 30

Type of index -

Security type Index

## Market data

Open 1,393.79 EUR

High 1,397.12 EUR









Low 1,390.00 EUR

Close (prev. day) 1,393.65 EUR

Trading volume (m) -

Volume (pcs) -

## Top 5

Name 	Price	+ - (%) 	Trend 
WIENERBERG...	34.34	+2.26	
OMV PETROM...	0.706	+2.17	
BANCA TRAN...	28.95	+1.94	
ANDRITZ AG	52.25	+0.87	
OMV AG	44.14	+0.78	

Intraday 1w 1m 6m 1y 3y

## Flop 5

Name 	Price	+ - (%) 	Trend 
KOMERCNI B...	786.00	-10.12	
RAIFFEISEN...	16.65	-2.29	
CEZ AS	851.00	-1.22	
ERSTE GROU...	44.67	-0.89	
EVN AG	28.55	-0.87	

Intraday 1w 1m 6m 1y 3y

5y



Information about previous performance does not guarantee future performance.

Source: FactSet

## Recent research

on market

Date	Headline	Download 
2024/04/26	 Global Equity Ratings	
2024/04/26	 Aktienempfehlungen Global	
2024/04/03	 Global Equity Ratings	
2024/04/03	 Aktienempfehlungen Global	
2024/03/26	 Global Strategy 2Q 2024	

**Futures and Options**

**Related Futures** -

**Related Options** -

## Details

2024/05/03 17:50:00

Price

**1,390.18** EUR

Difference

**-0.25%** (-3.47)

## General attributes

ISIN AT0000496476

Symbol -

Country Europe

Security type Index

Instruments in index 30

## Market data

Open 1,393.79 EUR

High 1,397.12 EUR

Low 1,390.00 EUR

Close (prev. day) 1,393.65 EUR

Trading volume (m) -

Volume (pcs) -

## Performance and Risk

	6m	1y	3y
Perf (%)	+15.22%	+25.00%	+25.89%
Perf (abs.)	+183.66	+278.05	+285.94
Beta	-	-	-
Volatility	11.45	13.10	19.85



Information about previous performance does not guarantee future performance.

Source: FactSet

## Price data

Ø price 5 days   Ø volume 5 days (pcs.)	1,391.93 EUR (0)
Ø price 30 days   Ø volume 30 days (pcs.)	1,375.01 EUR (0)
Ø price 100 days   Ø volume 100 days (pcs.)	1,327.50 EUR (0)
Ø price 250 days   Ø volume 250 days (pcs.)	1,229.23 EUR (0)
YTD High   date	1,404.84 EUR (2024/04/09)
YTD Low   date	1,248.77 EUR (2024/01/17)
52 Weeks High   date	1,404.84 EUR (2024/04/09)
52 Weeks Low   date	1,080.78 EUR (2023/05/31)

## Composition

Name  ISIN	Price	Diff %  Diff +/-	Performance 	Date Time	Turnover Pc.  Turnover Money 
ALLEGRO.EU SA LU2237380790	7.585	-1.24% -0.10		24/05/03 19:31:30	- -
ANDRITZ AG AT0000730007	52.25	0.87% 0.45		24/05/03 17:35:14	128,854 6,743,447.85
BANCA TRANSILVANIA SA ROTLVAACNOR1	28.95	1.94% 0.55		24/05/02 16:51:22	348,040 10,096,982.95
BANK POLSKA KASA OPIEKI S... PLPEKAO00016	38.63	0.39% 0.15		24/05/03 19:31:40	- -
BAWAG GROUP AG AT0000BAWAG2	57.05	-0.17% -0.10		24/05/03 17:35:04	99,931 5,716,564.15
CD PROJEKT S.A. PLOPTTC00011	26.99	-0.63% -0.17		24/05/03 21:52:59	1,059 28,783.45
CEZ AS CZ0005112300	851.00	-1.22% -10.50		24/05/03 16:15:34	103,814 88,842,982.00
DINO POLSKA SA PLDINPL00011	89.78	0.11% 0.10		24/05/03 21:50:07	- -
ERSTE GROUP BANK AG AT0000652011	44.67	-0.89% -0.40		24/05/03 17:35:18	470,343 21,092,497.11
EVN AG AT0000741053	28.55	-0.87% -0.25		24/05/03 17:35:18	177,091 5,061,526.60
KGHM POLSKA MIEDZ SA PLKGHM000017	32.05	0.16% 0.05		24/05/03 19:31:30	- -
KOMERCNI BANKA CZ0008019106	786.00	-10.12% -88.50		24/05/03 16:22:59	438,805 347,879,254.50
KRKA DD NPV SI0031102120	126.50	0.40% 0.50		24/05/03 14:34:26	1,763 222,847.50
LPP SA PLLPP0000011	3,570.00	0.11% 4.00		24/05/03 19:31:40	- -
MBANK SA PLBRE0000012	197.80	-% -		24/05/03 16:50:00	- -
MOL HUNGARIAN OIL & GAS P... HU0000153937	3,022.00	-0.13% -4.00		24/05/03 17:19:59	272,472 824,238,742.00
OMV AG AT0000743059	44.14	0.78% 0.34		24/05/03 17:42:09	421,413 18,619,433.88
OMV PETROM S.A. RON0.1 ROSNPPACNOR9	0.706	2.17% 0.02		24/05/02 16:55:33	5,194,141 3,663,371.61
ORLEN SA PLPKN0000018	15.114	0.15% 0.02		24/05/03 19:31:31	- -
OTP BANK PLC HU0000061726	18,085.00	-0.77% -140.00		24/05/03 17:19:59	277,635 5,029,696,115.00
PGE POLSKA GRUPA ENERGETY... PLPGER000010	11.97	-% -		24/05/03 16:50:00	- -
POWSZECHNA KASA OSZCZEDNO... PLPKO0000016	13.695	0.07% 0.01		24/05/03 19:31:40	- -
POWSZECHNY ZAKLAD UBEZPIE... PLPZU0000011	11.775	0.09% 0.01		24/05/03 19:30:34	- -
RAIFFEISEN BANK INTERNATI... AT0000606306	16.65	-2.29% -0.39		24/05/03 17:35:03	649,261 10,910,916.29
RICHTER GEDEON VEGYESZETI... HU0000123096	9,335.00	0.65% 60.00		24/05/03 17:19:59	182,354 1,701,501,105.00

S.P.E.E.H. HIDROELECTRICA... RO4Q0Z5RO1B6	134.60	-0.07% -0.10		24/05/02 16:54:47	32,671 4,393,863.50
SANTANDER BANK POLSKA SA PLBZ00000044	128.85	0.19% 0.25		24/05/03 19:31:39	- -
VERBUND AG AT0000746409	73.80	-0.07% -0.05		24/05/03 17:35:26	148,126 10,989,312.25
VOESTALPINE AG AT0000937503	25.64	-0.23% -0.06		24/05/03 17:35:05	79,877 2,051,385.74
WIENERBERGER AG AT0000831706	34.34	2.26% 0.76	■	24/05/03 17:35:03	463,719 15,845,213.04