

AUSTRIA NTX(EUR)

ISIN: **AT0000496476** WKN: -

Overview

2024/04/29 10:28:54

Price

1,385.75 EURDifference  0.25% (3.43)

General attributes

ISIN	AT0000496476
Symbol	-
Country	Europe
Instruments in index	30
Type of index	-
Security type	Index

Top 5

Name 	Price	+/- (%) 	Trend 
OTP BANK P...	17,840.00	+2.79	
WIENERBERG...	33.26	+2.22	
RICHTER GE...	9,210.00	+1.38	
RAIFFEISEN...	18.03	+1.16	
VOESTALPIN...	25.44	+0.88	

Intraday 1w 1m 6m 1y 3y

Flop 5

Name 	Price	+/- (%) 	Trend 
ANDRITZ AG	51.35	-2.19	
VERBUND AG	70.15	-1.55	
ERSTE GROU...	44.15	-1.12	
OMV AG	43.50	-0.92	
S.P.E.E.H....	133.30	-0.23	

Intraday 1w 1m 6m 1y 3y



More information on countries &

Erste Group related products on underlying

Product type

products

Index/Participation Certificates

1



Information about previous performance does not guarantee future performance.
Source: FactSet

Recent research

on market

Date	Headline	Download
2024/04/26	 Global Equity Ratings	
2024/04/26	 Aktienempfehlungen Global	
2024/04/03	 Global Equity Ratings	
2024/04/03	 Aktienempfehlungen Global	
2024/03/26	 Global Strategy 2Q 2024	

regions

➤ Markets by Region

Details

2024/04/29 10:28:54

Price

1,385.75 EURDifference  0.25% (3.43)

General attributes

ISIN AT0000496476

Symbol -

Country Europe

Security type Index

Instruments in index 30

Market data

Open 1,382.73 EUR

High 1,387.84 EUR

Low 1,381.81 EUR

Close (prev. day) 1,382.32 EUR

Trading volume (m) -

Volume (pcs) -

Performance and Risk

	6m	1y	3y
Perf (%)	+18.27%	+25.23%	+26.24%
Perf (abs.)	+213.58	+278.51	+287.33
Beta	-	-	-
Volatility	11.53	13.13	19.84



5y

Information about previous performance does not guarantee future performance.

Source: FactSet































Price data

Ø price 5 days Ø volume 5 days (pcs.)	1,380.42 EUR (0)
Ø price 30 days Ø volume 30 days (pcs.)	1,365.43 EUR (0)
Ø price 100 days Ø volume 100 days (pcs.)	1,322.19 EUR (0)
Ø price 250 days Ø volume 250 days (pcs.)	1,224.21 EUR (0)
YTD High date	1,404.84 EUR (2024/04/09)
YTD Low date	1,248.77 EUR (2024/01/17)
52 Weeks High date	1,404.84 EUR (2024/04/09)
52 Weeks Low date	1,080.78 EUR (2023/05/31)

Erste Group related products on underlying

Product type	# products
Index/Participation Certificates	1

Composition

Name  ISIN	Price	Diff %  Diff +/-	Performance 	Date Time	Turnover Pc.  Turnover Money 
ALLEGRO.EU SA LU2237380790	7.473	1.56% 0.12		24/04/29 09:31:15	- -
ANDRITZ AG AT0000730007	51.35	0.20% 0.10		24/04/29 10:24:33	15,587 798,047.85
BANCA TRANSILVANIA SA ROTLVAACNOR1	28.95	1.94% 0.55		24/04/29 10:28:19	72,043 2,073,911.75
BANK POLSKA KASA OPIEKI S... PLPEKAO00016	40.00	2.22% 0.87		24/04/29 10:20:47	91 3,640.00
BAWAG GROUP AG AT0000BAWAG2	57.35	-0.26% -0.15		24/04/29 10:28:54	44,074 2,491,348.55
CD PROJEKT S.A. PLOPTTC00011	27.26	3.69% 0.97		24/04/29 09:34:28	755 20,665.30
CEZ AS CZ0005112300	856.50	0.23% 2.00		24/04/29 10:25:11	9,975 8,539,059.50
DINO POLSKA SA PLDINPL00011	89.84	0.31% 0.28		24/04/29 10:22:05	- -
ERSTE GROUP BANK AG AT0000652011	44.15	0.41% 0.18		24/04/29 10:27:04	44,166 1,948,935.47
EVN AG AT0000741053	28.25	0.36% 0.10		24/04/29 10:28:16	7,825 221,088.95
KGHM POLSKA MIEDZ SA PLKGHM000017	32.08	0.12% 0.04		24/04/29 09:31:14	- -
KOMERCNI BANKA CZ0008019106	865.00	0.35% 3.00		24/04/29 10:27:53	87,630 75,786,577.50
KRKA DD NPV SI0031102120	127.00	1.20% 1.50		24/04/29 10:05:14	30 3,810.00
LPP SA PLLPP0000011	3,576.00	0.51% 18.00		24/04/29 09:31:25	- -
MBANK SA PLBRE0000012	151.50	1.44% 2.15		24/04/29 09:25:33	- -
MOL HUNGARIAN OIL & GAS P... HU0000153937	3,012.00	0.27% 8.00		24/04/29 10:27:38	12,636 37,991,632.00
OMV AG AT0000743059	43.50	0.55% 0.24		24/04/29 10:28:41	45,071 1,961,494.54
OMV PETROM S.A. RON0.1 ROSNPPACNOR9	0.698	1.31% 0.01		24/04/29 10:27:57	2,231,787 1,553,278.02
ORLEN SA PLPKN0000018	391.00	0.18% 0.70		24/04/29 10:27:59	100 39,100.00
OTP BANK PLC HU0000061726	17,840.00	0.73% 130.00		24/04/29 10:28:57	50,666 902,728,350.00
PGE POLSKA GRUPA ENERGETY... PLPGER000010	1.4295	6.16% 0.08		24/04/29 10:19:33	1,345 1,922.68
POWSZECHNA KASA OSZCZEDNO... PLPKO0000016	14.075	-0.25% -0.04		24/04/29 09:31:25	- -
POWSZECHNY ZAKLAD UBEZPIE... PLPZU0000011	11.72	-0.17% -0.02		24/04/29 09:30:18	- -
RAIFFEISEN BANK INTERNATI... AT0000606306	18.03	-1.21% -0.22		24/04/29 10:27:22	36,101 650,247.76
RICHTER GEDEON VEGYESZETI... HU0000123096	9,210.00	0.11% 10.00		24/04/29 10:20:36	11,947 110,085,505.00

S.P.E.E.H. HIDROELECTRICA... RO4Q0Z5RO1B6	133.30	0.53% 0.70		24/04/29 10:28:50	5,835 777,342.60
SANTANDER BANK POLSKA SA PLBZ00000044	129.95	0.46% 0.60		24/04/29 09:31:24	- -
VERBUND AG AT0000746409	70.15	0.43% 0.30		24/04/29 10:25:52	3,490 245,263.15
VOESTALPINE AG AT0000937503	25.44	0.55% 0.14		24/04/29 10:20:06	10,792 274,775.26
WIENERBERGER AG AT0000831706	33.26	0.24% 0.08		24/04/29 10:25:42	24,263 805,174.72