

AUSTRIA NTX(EUR)

ISIN: **AT0000496476** WKN: -

Overview

2024/04/26 17:13:38

Price

1,382.83 EURDifference  0.70% (9.67)





General attributes

ISIN	AT0000496476
Symbol	-
Country	Europe
Instruments in index	30
Type of index	-
Security type	Index

Market data

Open	1,373.45 EUR
High	1,387.64 EUR
Low	1,373.45 EUR
Close (prev. day)	1,373.16 EUR
Trading volume (m)	-
Volume (pcs)	-

Top 5

Name 	Price	+/- (%) 	Trend 
OTP BANK P...	17,710.00	+2.79 	
RICHTER GE...	9,200.00	+1.38 	
OMV AG	43.16	+1.02 	
CEZ AS	854.50	+0.65 	
WIENERBERG...	33.04	+0.43 	

Intraday **1w** 1m 6m 1y 3y

Flop 5

Name 	Price	+/- (%) 	Trend 
ANDRITZ AG	51.45	-5.33 	
RAIFFEISEN...	18.18	-1.42 	
BAWAG GROU...	57.65	-1.37 	
S.P.E.E.H....	132.60	-0.23 	
VOESTALPIN...	25.36	-0.08 	



Information about previous performance does not guarantee future performance.

Source: FactSet

Recent research

on market			
Date		Headline	Download
2024/04/26		Global Equity Ratings	
2024/04/26		Aktienempfehlungen Global	
2024/04/03		Global Equity Ratings	
2024/04/03		Aktienempfehlungen Global	
2024/03/26		Global Strategy 2Q 2024	

Intraday 1w 1m 6m 1y 3y

Futures and Options

Related Futures -

Related Options -

Details

2024/04/26 17:13:38

Price

1,382.83 EUR

Difference



0.70% (9.67)

General attributes

ISIN AT0000496476

Symbol -

Country Europe

Security type Index

Instruments in index 30

Market data

Open 1,373.45 EUR

High 1,387.64 EUR

Low 1,373.45 EUR

Close (prev. day) 1,373.16 EUR

Trading volume (m) -

Volume (pcs) -

Performance and Risk

	6m	1y	3y
Perf (%)	+18.23%	+24.50%	+26.62%
Perf (abs.)	+211.73	+270.24	+288.70
Beta	-	-	-
Volatility	11.54	13.23	19.84



5y

Information about previous performance does not guarantee future performance.

Source: FactSet

Price data

Ø price 5 days Ø volume 5 days (pcs.)	1,378.16 EUR (0)
Ø price 30 days Ø volume 30 days (pcs.)	1,363.45 EUR (0)
Ø price 100 days Ø volume 100 days (pcs.)	1,321.06 EUR (0)
Ø price 250 days Ø volume 250 days (pcs.)	1,223.14 EUR (0)
YTD High date	1,404.84 EUR (2024/04/09)
YTD Low date	1,248.77 EUR (2024/01/17)
52 Weeks High date	1,404.84 EUR (2024/04/09)
52 Weeks Low date	1,080.78 EUR (2023/05/31)

Composition

Name  ISIN	Price	Diff %  Diff +/-	Performance 	Date Time	Turnover Pc.  Turnover Money 
ALLEGRO.EU SA LU2237380790	7.64	5.39% 0.39		24/04/26 16:59:45	62 473.44
ANDRITZ AG AT0000730007	51.45	-1.81% -0.95		24/04/26 17:11:52	94,417 4,919,232.45
BANCA TRANSILVANIA SA ROTLVAACNOR1	28.40	0.00% 0.00		24/04/26 16:59:53	349,608 10,025,884.75
BANK POLSKA KASA OPIEKI S... PLPEKAO00016	54.45	-% -		24/04/26 16:50:00	- -
BAWAG GROUP AG AT0000BAWAG2	57.65	0.44% 0.25		24/04/26 17:11:42	62,677 3,621,932.85
CD PROJEKT S.A. PLOPTTC00011	99.00	-% -		24/04/26 16:50:00	- -
CEZ AS CZ0005112300	854.50	0.65% 5.50		24/04/26 16:15:20	60,478 51,485,066.00
DINO POLSKA SA PLDINPL00011	89.50	5.42% 4.60		24/04/26 17:11:08	- -
ERSTE GROUP BANK AG AT0000652011	44.04	-0.97% -0.43		24/04/26 17:13:33	112,048 4,981,780.85
EVN AG AT0000741053	28.25	1.07% 0.30		24/04/26 17:13:39	151,016 4,264,351.80
KGHM POLSKA MIEDZ SA PLKGHM000017	112.85	-% -		24/04/26 16:50:00	- -
KOMERCNI BANKA CZ0008019106	862.00	0.06% 0.50		24/04/26 16:15:30	139,640 120,551,522.50
KRKA DD NPV SI0031102120	64.80	-% -		24/04/26 14:20:00	- -
LPP SA PLLPP0000011	9,010.00	-% -		24/04/26 16:50:00	- -
MBANK SA PLBRE0000012	197.80	-% -		24/04/26 16:50:00	- -
MOL HUNGARIAN OIL & GAS P... HU0000153937	3,004.00	0.20% 6.00		24/04/26 17:05:18	510,720 1,533,831,664.00
OMV AG AT0000743059	43.16	-1.15% -0.50		24/04/26 17:12:46	120,457 5,237,076.08
OMV PETROM S.A. RON0.1 ROSNPPACNOR9	0.689	0.29% 0.00		24/04/26 16:50:08	5,210,879 3,596,424.22
ORLEN SA PLPKN0000018	109.40	-% -		24/04/26 16:50:00	- -
OTP BANK PLC HU0000061726	17,710.00	2.79% 480.00		24/04/26 17:13:31	623,586 10,989,203,785.00
PGE POLSKA GRUPA ENERGETY... PLPGER000010	11.97	-% -		24/04/26 16:50:00	- -
POWSZECHNA KASA OSZCZEDNO... PLPKO0000016	22.59	-% -		24/04/26 16:50:00	- -
POWSZECHNY ZAKLAD UBEZPIE... PLPZU0000011	42.09	-% -		24/04/26 16:50:00	24,172 1,246,308.32
RAIFFEISEN BANK INTERNATI... AT0000606306	18.18	0.78% 0.14		24/04/26 17:12:01	113,496 2,070,917.76
RICHTER GEDEON VEGYESZETI... HU0000123096	9,200.00	1.38% 125.00		24/04/26 17:07:36	186,217 1,705,691,035.00

S.P.E.E.H. HIDROELECTRICA... RO4Q0Z5RO1B6	132.60	-0.23% -0.30		24/04/26 16:56:33	33,249 4,423,456.90
SANTANDER BANK POLSKA SA PLBZ00000044	395.55	-% -		24/04/26 16:50:00	- -
VERBUND AG AT0000746409	70.20	-1.06% -0.75		24/04/26 17:13:15	15,898 1,121,035.75
VOESTALPINE AG AT0000937503	25.36	1.12% 0.28	█	24/04/26 17:13:16	63,238 1,606,221.28
WIENERBERGER AG AT0000831706	33.04	1.79% 0.58	█	24/04/26 17:12:47	266,912 8,794,811.38