

AUSTRIA NTX(EUR)

ISIN: **AT0000496476** WKN: -

Overview

2024/04/26 12:32:49	
Price	1,385.83 EUR
Difference	▲ 0.92% (12.67)
General attributes	
ISIN	AT0000496476
Symbol	-
Country	Europe
Instruments in index	30
Type of index	-
Security type	Index
Market data	
Open	1,373.45 EUR
High	1,387.38 EUR
Low	1,373.45 EUR
Close (prev. day)	1,373.16 EUR
Trading volume (m)	-
Volume (pcs)	-



Information about previous performance does not guarantee future performance.
Source: FactSet

Top 5

Name	Price	+ - (%)	Trend
OMV AG	43.64	+1.02	▲
WIENERBERG...	32.96	+0.43	↔
EVN AG	28.10	+0.36	↔
CEZ AS	852.00	+0.24	↔
VERBUND AG	70.40	+0.07	↔

Intraday 1w 1m 6m 1y 3y

Flop 5

Name	Price	+ - (%)	Trend
ANDRITZ AG	52.15	-5.33	▼
RAIFFEISEN...	18.26	-1.42	▼
BAWAG GROU...	58.00	-1.37	▼
KOMERCNI B...	863.00	-0.92	↔
OTP BANK P...	17,640.00	-0.78	↔

Recent research

on market			
Date		Headline	Download
2024/04/26		Global Equity Ratings	Download
2024/04/26		Aktienempfehlungen Global	Download
2024/04/03		Global Equity Ratings	Download
2024/04/03		Aktienempfehlungen Global	Download
2024/03/26		Global Strategy 2Q 2024	Download

Intraday 1w 1m 6m 1y 3y

Futures and Options

Related Futures -

Related Options -

Details

2024/04/26 12:32:49

Price

1,385.83 EURDifference  0.92% (12.67)

General attributes

ISIN AT0000496476

Symbol -

Country Europe

Security type Index

Instruments in index 30

Market data

Open 1,373.45 EUR

High 1,387.38 EUR

Low 1,373.45 EUR

Close (prev. day) 1,373.16 EUR

Trading volume (m) -

Volume (pcs) -

Performance and Risk

	6m	1y	3y
Perf (%)	+18.23%	+24.50%	+26.62%
Perf (abs.)	+211.73	+270.24	+288.70
Beta	-	-	-
Volatility	11.54	13.23	19.84



5y





Information about previous performance does not guarantee future performance.

Source: FactSet

Price data

Ø price 5 days Ø volume 5 days (pcs.)	1,378.16 EUR (0)
Ø price 30 days Ø volume 30 days (pcs.)	1,363.45 EUR (0)
Ø price 100 days Ø volume 100 days (pcs.)	1,321.06 EUR (0)
Ø price 250 days Ø volume 250 days (pcs.)	1,223.14 EUR (0)
YTD High date	1,404.84 EUR (2024/04/09)
YTD Low date	1,248.77 EUR (2024/01/17)
52 Weeks High date	1,404.84 EUR (2024/04/09)
52 Weeks Low date	1,080.78 EUR (2023/05/31)

Composition

Name  ISIN	Price	Diff %  Diff +/-	Performance 	Date Time	Turnover Pc.  Turnover Money 
ALLEGRO.EU SA LU2237380790	7.506	5.02% 0.36		24/04/26 12:31:13	- -
ANDRITZ AG AT0000730007	52.15	-0.48% -0.25		24/04/26 12:32:05	47,275 2,471,744.75
BANCA TRANSILVANIA SA ROTLVAACNOR1	28.75	1.23% 0.35		24/04/26 12:32:35	79,573 2,282,143.25
BANK POLSKA KASA OPIEKI S... PLPEKAO00016	39.58	1.54% 0.60		24/04/26 12:31:22	- -
BAWAG GROUP AG AT0000BAWAG2	58.00	1.05% 0.60		24/04/26 12:25:50	32,122 1,849,440.35
CD PROJEKT S.A. PLOPTTC00011	26.44	-0.26% -0.07		24/04/26 12:31:12	150 3,963.00
CEZ AS CZ0005112300	852.00	0.35% 3.00		24/04/26 12:23:50	24,748 21,029,359.00
DINO POLSKA SA PLDINPL00011	86.18	3.76% 3.12		24/04/26 12:31:19	- -
ERSTE GROUP BANK AG AT0000652011	44.50	0.07% 0.03		24/04/26 12:32:02	50,534 2,252,070.78
EVN AG AT0000741053	28.10	0.54% 0.15		24/04/26 12:30:00	42,272 1,190,808.90
KGHM POLSKA MIEDZ SA PLKGHM000017	32.15	1.97% 0.62		24/04/26 12:31:12	- -
KOMERCNI BANKA CZ0008019106	863.00	0.17% 1.50		24/04/26 12:32:23	74,618 64,464,840.50
KRKA DD NPV SI0031102120	125.00	-% -		24/04/26 12:22:32	22,375 2,808,136.00
LPP SA PLLPP0000011	3,524.00	2.74% 94.00		24/04/26 12:31:22	- -
MBANK SA PLBRE0000012	149.35	1.32% 1.95		24/04/26 11:11:01	- -
MOL HUNGARIAN OIL & GAS P... HU0000153937	3,014.00	0.53% 16.00		24/04/26 12:30:25	51,943 156,261,568.00
OMV AG AT0000743059	43.64	-0.05% -0.02		24/04/26 12:32:02	50,687 2,212,705.08
OMV PETROM S.A. RON0.1 ROSNPPACNOR9	0.6915	0.66% 0.00		24/04/26 12:28:54	1,890,641 1,305,902.24
ORLEN SA PLPKN0000018	15.448	0.63% 0.10		24/04/26 12:31:13	- -
OTP BANK PLC HU0000061726	17,640.00	2.38% 410.00		24/04/26 12:32:27	275,384 4,828,809,550.00
PGE POLSKA GRUPA ENERGETY... PLPGER000010	1.3545	3.83% 0.05		24/04/26 11:11:01	- -
POWSZECHNA KASA OSZCZEDNO... PLPKO0000016	14.145	-0.39% -0.06		24/04/26 12:31:22	- -
POWSZECHNY ZAKLAD UBEZPIE... PLPZU0000011	11.625	-0.09% -0.01		24/04/26 12:30:17	- -
RAIFFEISEN BANK INTERNATI... AT0000606306	18.26	1.22% 0.22		24/04/26 12:32:09	50,678 922,970.90
RICHTER GEDEON VEGYESZETI... HU0000123096	9,090.00	0.17% 15.00		24/04/26 12:30:22	38,043 346,039,840.00

S.P.E.E.H. HIDROELECTRICA... RO4Q0Z5RO1B6	133.00	0.08% 0.10		24/04/26 12:32:32	14,174 1,888,255.80
SANTANDER BANK POLSKA SA PLBZ00000044	129.20	0.47% 0.60		24/04/26 12:31:21	- -
VERBUND AG AT0000746409	70.40	-0.78% -0.55		24/04/26 12:31:13	6,687 472,600.35
VOESTALPINE AG AT0000937503	25.36	1.12% 0.28		24/04/26 12:31:42	21,155 534,228.20
WIENERBERGER AG AT0000831706	32.96	1.54% 0.50		24/04/26 12:30:46	79,989 2,621,016.90