

AUSTRIA NTX(EUR)

ISIN: **AT0000496476** WKN: -

Overview

2024/04/25 17:50:00

Price

1,373.16 EURDifference  -0.41% (-5.61)

General attributes

ISIN	AT0000496476
Symbol	-
Country	Europe
Instruments in index	30
Type of index	-
Security type	Index

Market data

Open	1,378.79 EUR
High	1,383.98 EUR
Low	1,366.81 EUR
Close (prev. day)	1,378.77 EUR
Trading volume (m)	-
Volume (pcs)	-

Top 5

Name 	Price	+ - (%) 	Trend 
OMV AG	43.66	+1.02	
WIENERBERG...	32.46	+0.43	
EVN AG	27.95	+0.36	
CEZ AS	849.00	+0.24	
VERBUND AG	70.95	+0.07	

Intraday 1w 1m 6m 1y 3y

Flop 5

Name 	Price	+ - (%) 	Trend 
ANDRITZ AG	52.40	-5.33	
RAIFFEISEN...	18.04	-1.42	
BAWAG GROU...	57.40	-1.37	
KOMERCNI B...	861.50	-0.92	
OTP BANK P...	17,230.00	-0.78	

5y



Information about previous performance does not guarantee future performance.

Source: FactSet

Recent research

on market

Date	Headline	Download 
2024/04/03	 Global Equity Ratings	
2024/04/03	 Aktienempfehlungen Global	
2024/03/26	 Global Strategy 2Q 2024	
2024/03/26	 Global Strategy 2Q 2024	
2024/03/13	 Global Equity Ratings	

Intraday 1w 1m 6m 1y 3y

Futures and Options

Related Futures -

Related Options -

Details

2024/04/25 17:50:00

Price

1,373.16 EURDifference  -0.41% (-5.61)

General attributes

ISIN AT0000496476

Symbol -

Country Europe

Security type Index

Instruments in index 30

Market data

Open 1,378.79 EUR

High 1,383.98 EUR

Low 1,366.81 EUR

Close (prev. day) 1,378.77 EUR

Trading volume (m) -

Volume (pcs) -

Performance and Risk

	6m	1y	3y
Perf (%)	+18.23%	+24.50%	+26.62%
Perf (abs.)	+211.73	+270.24	+288.70
Beta	-	-	-
Volatility	11.54	13.23	19.84








Information about previous performance does not guarantee future performance.

Source: FactSet

Price data

Ø price 5 days Ø volume 5 days (pcs.)	1,378.16 EUR (0)
Ø price 30 days Ø volume 30 days (pcs.)	1,363.45 EUR (0)
Ø price 100 days Ø volume 100 days (pcs.)	1,321.06 EUR (0)
Ø price 250 days Ø volume 250 days (pcs.)	1,223.14 EUR (0)
YTD High date	1,404.84 EUR (2024/04/09)
YTD Low date	1,248.77 EUR (2024/01/17)
52 Weeks High date	1,404.84 EUR (2024/04/09)
52 Weeks Low date	1,080.78 EUR (2023/05/31)

Composition

Name  ISIN	Price	Diff %  Diff +/-	Performance 	Date Time	Turnover Pc.  Turnover Money 
ALLEGRO.EU SA LU2237380790	7.147	-1.23% -0.09		24/04/25 19:31:36	- -
ANDRITZ AG AT0000730007	52.40	-5.33% -2.95		24/04/25 17:35:04	317,819 16,734,199.05
BANCA TRANSILVANIA SA ROTLVAACNOR1	28.40	-0.18% -0.05		24/04/25 16:59:29	452,571 12,941,229.80
BANK POLSKA KASA OPIEKI S... PLPEKAO00016	38.98	-0.94% -0.37		24/04/25 19:31:26	- -
BAWAG GROUP AG AT0000BAWAG2	57.40	-1.37% -0.80		24/04/25 17:35:05	119,773 6,893,183.05
CD PROJEKT S.A. PLOPTTC00011	26.86	0.71% 0.19		24/04/25 20:47:23	59 1,567.83
CEZ AS CZ0005112300	849.00	0.24% 2.00		24/04/25 16:16:29	122,284 103,469,240.50
DINO POLSKA SA PLDINPL00011	86.52	-4.84% -4.40		24/04/25 20:52:32	50 4,326.00
ERSTE GROUP BANK AG AT0000652011	44.47	-0.07% -0.03		24/04/25 17:35:29	356,817 15,858,086.86
EVN AG AT0000741053	27.95	0.36% 0.10		24/04/25 17:35:06	152,916 4,265,006.85
KGHM POLSKA MIEDZ SA PLKGHM000017	31.53	3.38% 1.03		24/04/25 19:31:35	- -
KOMERCNI BANKA CZ0008019106	861.50	-0.92% -8.00		24/04/25 16:24:32	226,235 195,076,313.00
KRKA DD NPV SI0031102120	125.00	0.40% 0.50		24/04/25 15:00:19	7,186 899,902.50
LPP SA PLLPP0000011	3,430.00	-1.15% -40.00		24/04/25 19:31:26	- -
MBANK SA PLBRE0000012	147.40	-1.24% -1.85		24/04/25 17:17:55	- -
MOL HUNGARIAN OIL & GAS P... HU0000153937	2,998.00	0.07% 2.00		24/04/25 17:20:00	420,701 1,262,943,364.00
OMV AG AT0000743059	43.66	1.02% 0.44		24/04/25 17:35:59	315,788 13,749,304.32
OMV PETROM S.A. RON0.1 ROSNPPACNOR9	0.687	-0.43% -0.00		24/04/25 16:59:49	7,291,736 5,028,833.90
ORLEN SA PLPKN0000018	15.352	-% -		24/04/25 19:31:36	- -
OTP BANK PLC HU0000061726	17,230.00	-0.78% -135.00		24/04/25 17:20:00	319,105 5,542,831,390.00
PGE POLSKA GRUPA ENERGETY... PLPGER000010	1.3045	-1.10% -0.01		24/04/25 17:17:52	- -
POWSZECHNA KASA OSZCZEDNO... PLPKO0000016	14.20	-0.46% -0.07		24/04/25 19:31:26	- -
POWSZECHNY ZAKLAD UBEZPIE... PLPZU0000011	11.635	0.78% 0.09		24/04/25 19:30:25	- -
RAIFFEISEN BANK INTERNATI... AT0000606306	18.04	-1.42% -0.26		24/04/25 17:38:18	192,487 3,482,518.54
RICHTER GEDEON VEGYESZETI... HU0000123096	9,075.00	-0.27% -25.00		24/04/25 17:20:00	279,960 2,551,407,775.00

S.P.E.E.H. HIDROELECTRICA... RO4Q0Z5RO1B6	132.90	0.00% 0.00		24/04/25 16:59:50	29,756 3,959,879.10
SANTANDER BANK POLSKA SA PLBZ00000044	128.60	-1.46% -1.90		24/04/25 19:31:25	- -
VERBUND AG AT0000746409	70.95	0.07% 0.05		24/04/25 17:35:02	58,086 4,114,203.95
VOESTALPINE AG AT0000937503	25.08	-0.08% -0.02		24/04/25 17:38:00	124,303 3,111,554.68
WIENERBERGER AG AT0000831706	32.46	0.43% 0.14		24/04/25 17:35:49	447,205 14,542,640.10