

AUSTRIA NTX(EUR)

ISIN: **AT0000496476** WKN: -

Overview

2024/04/18 11:26:18	
Price	1,360.52 EUR
Difference	▼ -0.00% (-0.06)
General attributes	
ISIN	AT0000496476
Symbol	-
Country	Europe
Instruments in index	30
Type of index	-
Security type	Index
Market data	
Open	1,362.22 EUR
High	1,371.72 EUR
Low	1,360.17 EUR
Close (prev. day)	1,360.58 EUR
Trading volume (m)	-
Volume (pcs)	-



Information about previous performance does not guarantee future performance.
Source: FactSet

Top 5

Name	Price	+/- (%)	Trend
BAWAG GROU...	54.90	+1.97	▲
MOL HUNGAR...	3,034.00	+1.95	▲
WIENERBERG...	32.96	+1.30	▲
ERSTE GROU...	42.22	+1.08	▲
OTP BANK P...	17,130.00	+1.06	▲

Recent research

on market		
Date	Headline	Download
2024/04/03	Global Equity Ratings	Download
2024/04/03	Aktienempfehlungen Global	Download
2024/03/26	Global Strategy 2Q 2024	Download
2024/03/26	Global Strategy 2Q 2024	Download
2024/03/13	Global Equity Ratings	Download

Flop 5

Name	Price	+/- (%)	Trend
VOESTALPIN...	24.88	-2.20	▼
VERBUND AG	69.75	-1.89	▼
CEZ AS	871.00	-0.45	↔
KOMERCNI B...	865.00	-0.12	↔

Intraday 1w 1m 6m 1y 3y

Futures and Options

Related Futures -

Related Options -

Details

2024/04/18 11:26:18

Price

1,360.52 EUR

Difference

**-0.00%** (-0.06)

General attributes

ISIN AT0000496476

Symbol -

Country Europe

Security type Index

Instruments in index 30

Market data

Open 1,362.22 EUR

High 1,371.72 EUR

Low 1,360.17 EUR

Close (prev. day) 1,360.58 EUR

Trading volume (m) -

Volume (pcs) -

Performance and Risk

	6m	1y	3y
Perf (%)	+14.49%	+23.71%	+24.47%
Perf (abs.)	+172.19	+260.73	+267.44
Beta	-	-	-
Volatility	11.88	13.22	19.86






















Information about previous performance does not guarantee future performance.




Source: FactSet

Price data

Ø price 5 days Ø volume 5 days (pcs.)	1,369.44 EUR (0)
Ø price 30 days Ø volume 30 days (pcs.)	1,352.62 EUR (0)
Ø price 100 days Ø volume 100 days (pcs.)	1,314.00 EUR (0)
Ø price 250 days Ø volume 250 days (pcs.)	1,216.84 EUR (0)
YTD High date	1,404.84 EUR (2024/04/09)
YTD Low date	1,248.77 EUR (2024/01/17)
52 Weeks High date	1,404.84 EUR (2024/04/09)
52 Weeks Low date	1,080.78 EUR (2023/05/31)

Composition

Name  ISIN	Price	Diff %  Diff +/-	Performance 	Date Time	Turnover Pc.  Turnover Money 
ALLEGRO.EU SA LU2237380790	7.26	3.20% 0.23		24/04/18 09:31:21	- -
ANDRITZ AG AT0000730007	57.10	0.18% 0.10		24/04/18 11:24:27	31,085 1,772,707.95
BANCA TRANSILVANIA SA ROTLVAACNOR1	28.80	0.17% 0.05		24/04/18 11:25:53	117,083 3,367,586.10
BANK POLSKA KASA OPIEKI S... PLPEKAO00016	41.62	0.68% 0.28		24/04/18 09:31:22	- -
BAWAG GROUP AG AT0000BAWAG2	54.90	1.10% 0.60		24/04/18 11:26:04	38,368 2,116,855.00
CD PROJEKT S.A. PLOPTTC00011	25.43	-0.51% -0.13		24/04/18 10:41:34	59 1,500.75
CEZ AS CZ0005112300	871.00	-1.02% -9.00		24/04/18 11:25:25	27,930 24,366,395.00
DINO POLSKA SA PLDINPL00011	82.62	-0.36% -0.30		24/04/18 10:55:08	- -
ERSTE GROUP BANK AG AT0000652011	42.22	0.64% 0.27		24/04/18 11:25:53	51,900 2,189,790.49
EVN AG AT0000741053	26.05	0.58% 0.15		24/04/18 11:16:41	15,149 394,344.90
KGHM POLSKA MIEDZ SA PLKGHM000017	32.90	1.89% 0.61		24/04/18 10:14:45	- -
KOMERCNI BANKA CZ0008019106	865.00	-0.35% -3.00		24/04/18 11:24:14	45,322 39,259,235.00
KRKA DD NPV SI0031102120	126.50	1.20% 1.50		24/04/18 11:22:39	1,153 145,684.50
LPP SA PLLPP0000011	3,460.00	0.41% 14.00		24/04/18 09:31:22	- -
MBANK SA PLBRE0000012	149.35	2.65% 3.85		24/04/18 08:16:27	- -
MOL HUNGARIAN OIL & GAS P... HU0000153937	3,034.00	0.26% 8.00		24/04/18 11:25:14	143,182 432,857,156.00
OMV AG AT0000743059	43.70	-0.82% -0.36		24/04/18 11:23:01	30,245 1,325,749.56
OMV PETROM S.A. RON0.1 ROSNPPACNOR9	0.685	0.00% 0.00		24/04/18 11:25:59	1,597,876 1,090,417.46
ORLEN SA PLPKN0000018	392.55	0.35% 1.35		24/04/18 10:35:52	3 1,177.65
OTP BANK PLC HU0000061726	17,130.00	-0.46% -80.00		24/04/18 11:26:00	78,761 1,354,332,405.00
PGE POLSKA GRUPA ENERGETY... PLPGER000010	1.50	2.42% 0.04		24/04/18 09:17:38	800 1,250.00
POWSZECHNA KASA OSZCZEDNO... PLPKO0000016	13.225	0.42% 0.06		24/04/18 09:31:22	- -
POWSZECHNY ZAKLAD UBEZPIE... PLPZU0000011	11.425	1.11% 0.13		24/04/18 09:30:18	- -
RAIFFEISEN BANK INTERNATI... AT0000606306	17.36	0.58% 0.10		24/04/18 11:23:33	30,646 531,372.71
RICHTER GEDEON VEGYESZETI... HU0000123096	9,045.00	-0.11% -10.00		24/04/18 11:25:36	23,446 212,471,615.00

S.P.E.E.H. HIDROELECTRICA... RO4Q0Z5RO1B6	132.00	0.00% 0.00		24/04/18 11:23:42	5,346 706,185.30
SANTANDER BANK POLSKA SA PLBZ00000044	127.95	1.47% 1.85		24/04/18 09:31:21	- -
VERBUND AG AT0000746409	69.75	-0.21% -0.15		24/04/18 11:25:36	22,230 1,562,377.45
VOESTALPINE AG AT0000937503	24.88	0.16% 0.04		24/04/18 11:21:39	34,601 865,314.00
WIENERBERGER AG AT0000831706	32.96	0.43% 0.14		24/04/18 11:21:39	119,758 3,942,734.10