

## AUSTRIA NTX(EUR)

ISIN: AT0000496476

WKN: -

## Overview

2021/05/17 17:50:00

Price

1,169.81 EUR

Difference ➔ 0.00% (0.00)

## General attributes

ISIN	AT0000496476
Symbol	-
Country	Europe
Instruments in index	30
Type of index	-
Security type	Index

## Market data

Open	1,169.81 EUR
High	1,169.97 EUR
Low	1,156.45 EUR
Close (prev. day)	1,169.81 EUR
Trading volume (m)	-
Volume (pcs)	-

## Top 5

Name <span style="color: blue;">↕</span>	Price	+ - (%)	Trend <span style="color: blue;">↕</span>
OTP BANK P...	15,045.00	+3.05	<span style="color: green;">➔</span>
ERSTE GROU...	33.72	+0.84	<span style="color: grey;">➔</span>
VOESTALPIN...	37.12	+0.81	<span style="color: grey;">➔</span>
KOMERCNI B...	691.50	+0.80	<span style="color: grey;">➔</span>
OMV AG	46.19	+0.46	<span style="color: grey;">➔</span>

Intraday 1w 1m 6m 1y 3y

## Flop 5

Name <span style="color: blue;">↕</span>	Price	+ - (%)	Trend <span style="color: blue;">↕</span>
VERBUND AG...	71.90	-1.84	<span style="color: red;">➔</span>
RICHTER GE...	8,395.00	-0.59	<span style="color: grey;">➔</span>
MAYR-MELNH...	172.80	-0.35	<span style="color: grey;">➔</span>

5y



Information about previous performance does not guarantee future performance.

Source: FactSet

## Recent research

on market		
Date	Headline	Download
2021/05/14	<span style="color: red;">🇬🇧</span> Poland Special   CHF loans remain unresolved issue	<span style="color: blue;">⬇</span>
2021/05/12	<span style="color: red;">🇬🇧</span> Global Equity Ratings	<span style="color: blue;">⬇</span>
2021/05/12	<span style="color: red;">🇩🇪</span> Aktienempfehlungen Global	<span style="color: blue;">⬇</span>
2021/05/07	<span style="color: red;">🇩🇪</span> Marktkommentar	<span style="color: blue;">⬇</span>
2021/04/08	<span style="color: red;">🇬🇧</span> Global Equity Ratings	<span style="color: blue;">⬇</span>

IMMOFINANZ... 17.64 -0.34 ↘

MOL 2,278.00 -0.26 ↘

HUNGAR...

Intraday 1w 1m 6m 1y 3y

**Futures and Options**

Related Futures -

Related Options -

## Details

2021/05/17 17:50:00

## Price

1,169.81 EUR

Difference  0.00% (0.00)

## General attributes

ISIN AT0000496476

Symbol -

Country Europe

Security type Index

Instruments in index 30

## Market data

Open 1,169.81 EUR

High 1,169.97 EUR

Low 1,156.45 EUR

Close (prev. day) 1,169.81 EUR

Trading volume (m) -

Volume (pcs) -

## Performance and Risk

	6m	1y	3y
Perf (%)	+25.16%	+42.03%	-5.77%
Perf (abs.)	+235.19	+346.15	-71.63
Beta	-	-	-
Volatility	15.09	19.49	22.07



5y

























Information about previous performance does not guarantee future performance.

Source: FactSet

## Price data

Ø price 5 days   Ø volume 5 days (pcs.)	1,150.54 EUR (0)
Ø price 30 days   Ø volume 30 days (pcs.)	1,104.73 EUR (0)
Ø price 100 days   Ø volume 100 days (pcs.)	1,072.68 EUR (0)
Ø price 250 days   Ø volume 250 days (pcs.)	971.64 EUR (0)
YTD High   date	1,169.97 EUR (2021/05/17)
YTD Low   date	1,010.45 EUR (2021/01/28)
52 Weeks High   date	1,169.97 EUR (2021/05/17)
52 Weeks Low   date	768.85 EUR (2020/10/30)

## Composition

Name  ISIN	Price	Diff %  Diff +/-	Performance 	Date Time	Turnover Pc.  Turnover Money 
ALLEGRO.EU SA LU2237380790	12.438	7.41% 0.86		21/05/17 22:26:55	2,595 31,143.65
ANDRITZ AG AT0000730007	46.52	-0.17% -0.08		21/05/17 17:36:11	199,734 9,271,901.50
BANCA TRANSILVANIA CLUJ R... ROTLVAACNOR1	2.61	0.19% 0.01		21/05/17 16:54:12	2,594,170 6,770,123.52
BANK PEKAO SA PLPEKAO00016	19.95	8.54% 1.57		21/05/17 19:16:23	5 99.75
BANK ZACHODNI WBK S.A. PLBZ00000044	49.65	1.78% 0.87		21/05/17 17:02:10	- -
BAWAG GROUP AG AT0000BAWAG2	46.46	-0.09% -0.04		21/05/17 17:35:41	75,461 3,505,811.94
CA IMMOBILIEN ANLAGEN AG AT0000641352	36.55	0.14% 0.05		21/05/17 17:35:09	120,821 4,413,950.95
CD PROJEKT S.A. PLOPTTC00011	38.60	5.71% 2.09		21/05/17 22:26:56	30,682 1,167,417.64
CEZ AS CZ0005112300	612.00	0.41% 2.50		21/05/17 16:15:11	144,776 88,816,282.00
DINO POLSKA SA PLN0.10 PLDINPL00011	77.50	-% -		21/05/17 16:50:00	- -
ERSTE GROUP BANK AG AT0000652011	33.72	0.84% 0.28		21/05/17 17:35:15	774,297 25,988,835.86
IMMOFINANZ AG AT0000A21KS2	17.64	-0.34% -0.06		21/05/17 17:35:09	128,102 2,268,229.73
KGHM POLSKA MIEDZ SA PLN1... PLKGHM000017	47.00	-0.11% -0.05		21/05/17 19:30:32	- -
KOMERCNI BANKA CZ0008019106	691.50	0.80% 5.50		21/05/17 16:15:31	157,171 108,273,644.00
KRKA DD NPV SI0031102120	64.80	-% -		21/05/17 14:20:00	- -
LPP SA PLN2.00 PLLPP0000011	9,010.00	-% -		21/05/17 16:50:00	- -
MAYR-MELNHOF KARTON AG AT0000938204	172.80	-0.35% -0.60		21/05/17 17:35:01	7,777 1,351,836.80
MOL HUNGARIAN OIL & GAS P... HU0000153937	2,278.00	-0.26% -6.00		21/05/17 17:19:59	699,983 1,595,098,646.00
OMV AG AT0000743059	46.19	0.46% 0.21		21/05/17 17:35:04	324,875 14,898,196.84
OTP BANK PLC HU0000061726	15,045.00	3.05% 445.00		21/05/17 17:19:59	1,080,144 16,043,674,770.00
PKN ORLEN SA PLPKN0000018	16.405	-0.09% -0.02		21/05/17 17:02:09	290 4,982.00
POLSKIE GORNICTWO NAFTOWE... PLPGNIG00014	6.23	-% -		21/05/17 16:50:00	- -
POWSZECHNA KASA OSZCZED B... PLPKO0000016	7.514	2.31% 0.17		21/05/17 17:02:09	- -
POWSZECHNY ZAKLAD UBEZPIE... PLPZU0000011	42.09	-% -		21/05/17 16:50:00	- -
RAIFFEISEN BANK INTERNATI... AT0000606306	19.72	0.25% 0.05		21/05/17 17:35:24	681,536 13,436,335.29

RICHTER GEDEON VEGYESZETI... HU0000123096	8,395.00	-0.59% -50.00		21/05/17 17:20:00	95,463 803,805,445.00
SC FONDUL PROPRIETATEA RO... ROFPTAACNOR5	1.806	0.11% 0.00		21/05/17 16:50:29	2,109,189 3,821,686.62
VERBUND AG KAT. A AT0000746409	71.90	-1.84% -1.35		21/05/17 17:35:06	169,018 12,176,643.80
VOESTALPINE AG AT0000937503	37.12	0.81% 0.30		21/05/17 17:35:20	223,372 8,286,885.62
WIENERBERGER AG AT0000831706	31.40	0.38% 0.12		21/05/17 17:35:15	149,682 4,698,903.40