

## ORIENTAL LAND CORP LTD.

ISIN: JP3198900007 WKN: 4661

## Overview

2024/07/24 16:42:53

Price  
29.246 USDDifference  2.12% (0.61)

## General attributes

ISIN	JP3198900007
Symbol	4661
Exchange	FINRA other OTC Issues
Currency	USD
Sector	Media / Entertainment / Recreation
Security type	Stock
Market cap (m)	47,930 EUR
Benchmark	NIKKEI 225

## Market data

Bid (Bid size)	-
Ask (Ask size)	-
Open	29.246 USD
High	29.246 USD
Low	29.246 USD
Close (prev. day)	28.64 USD
VWAP	29.246 USD
Volume (pcs)	5
Trading volume	146.23
Number of trades	1
Last size	5

## Futures and Options







Related Futures	-
Related Options	-

5y



Information about previous performance does not guarantee future performance.  
Source: FactSet

## Recent research

on sector		on market	
Date		Headline	Download
2024/07/24		Global Equity Ratings	
2024/07/24		Aktienempfehlungen Global	
2024/07/15		Aktienempfehlungen Global	
2024/07/12		Global Equity Ratings	
2024/07/09		Aktienempfehlungen Österreich	

## Details

2024/07/24 16:42:53

## Price

29.246 USD

Difference ▲ 2.12% (0.61)

## General attributes

ISIN	JP3198900007
Symbol	4661
Exchange	FINRA other OTC Issues
Currency	USD
Sector	Media / Entertainment / Recreation
Security type	Stock
Market cap (m)	47,930 EUR
Benchmark	NIKKEI 225

## Market data

Bid (Bid size)	-
Ask (Ask size)	-
Open	29.246 USD
High	29.246 USD
Low	29.246 USD
Close (prev. day)	28.64 USD
VWAP	29.246 USD
Volume (pcs)	5
Trading volume	146.23
Number of trades	1
Last size	5

## Performance and Risk

	6m	1y	3y
Perf (%)	-	-28.14%	+5.20%
Perf (abs.)	-	-11.45	+1.45
Beta	0.32	0.52	0.61
Volatility	33.82	40.29	48.17

5y



Information about previous performance does not guarantee future performance.  
Source: FactSet

## Price data

Ø price 5 days   Ø volume 5 days (pcs.)	29.246 USD (592)
Ø price 30 days   Ø volume 30 days (pcs.)	28.774 USD (379)
Ø price 100 days   Ø volume 100 days (pcs.)	28.998 USD (424)
Ø price 250 days   Ø volume 250 days (pcs.)	32.872 USD (255)
YTD High   date	36.865 USD (2024/01/09)
YTD Low   date	26.164 USD (2024/06/28)
52 Weeks High   date	39.590 USD (2023/07/31)
52 Weeks Low   date	26.164 USD (2024/06/28)

## All listings for ORIENTAL LAND CORP LTD.

Exchange	Date	Time	Price	Trading volume (mio.)	Number of trades
Tradegate	2024/07/26	22:02	26.80 EUR	0.00	1
Tokyo Stock Exchange	2024/07/26	08:00	4,401.00 JPY	176.42	8,416
Munich	2024/07/26	08:04	26.20 EUR	0.00	1
Hanover	2024/07/26	08:01	26.00 EUR	0.00	3
Frankfurt	2024/07/26	08:02	26.20 EUR	0.00	1

	26					
FINRA other OTC Issues	2024/07/24	16:42	29.246 USD	0.00		1
Duesseldorf	2024/07/26	19:31	26.20 EUR	0.00		7
Berlin	2024/07/26	08:04	26.20 EUR	0.00		1

## Company profile

### Company Logo



### Company Profile

-

### Contact Details

ORIENTAL LAND

--

1-1 Maihama, Urayasu - 279-8511 Chiba

Telefon: -

Fax: -

E-mail: -