

# ABIONYX PHARMA S.A.

ISIN: **FR0012616852** WKN: -

## Overview

2024/04/26 08:03:10

**Price**  
0.961 EUR

**Difference**  0.42% (0.00)

### General attributes

ISIN	FR0012616852
Symbol	ABNX
Exchange	Frankfurt
Currency	EUR
Sector	Chemical / Pharmaceutical / Health
Security type	Stock
Market cap (m)	33 EUR
Benchmark	CAC 40 INDEX

### Market data

Bid (Bid size)	-
Ask (Ask size)	-
Open	0.961 EUR
High	0.961 EUR
Low	0.961 EUR
Close (prev. day)	0.957 EUR
VWAP	0.89 EUR
Volume (pcs)	0
Trading volume	0.00
Number of trades	2
Last size	0

### Futures and Options





Related Futures	-
Related Options	-

5y



Information about previous performance does not guarantee future performance.  
**Source:** FactSet

### Recent research

on sector		on market	
Date		Headline	Download
2024/04/26		Global Equity Ratings	
2024/04/26		Aktienempfehlungen Global	
2024/04/15		Aktienempfehlungen Österreich	
2024/04/03		Global Equity Ratings	
2024/04/03		Aktienempfehlungen Global	

## Details

2024/04/26 08:03:10

**Price**

0.961 EUR

**Difference** ▲ 0.42% (0.00)

**General attributes**

ISIN	FR0012616852
Symbol	ABNX
Exchange	Frankfurt
Currency	EUR
Sector	Chemical / Pharmaceutical / Health
Security type	Stock
Market cap (m)	33 EUR
Benchmark	CAC 40 INDEX

**Market data**

Bid (Bid size)	-
Ask (Ask size)	-
Open	0.961 EUR
High	0.961 EUR
Low	0.961 EUR
Close (prev. day)	0.957 EUR
VWAP	0.89 EUR
Volume (pcs)	0
Trading volume	0.00
Number of trades	2
Last size	0

**Performance and Risk**

	6m	1y	3y
Perf (%)	-15.11%	-45.27%	+0.10%
Perf (abs.)	-0.17	-0.80	+0.00
Beta	0.10	0.57	0.98
Volatility	65.75	70.26	92.07

5y



Information about previous performance does not guarantee future performance.  
Source: FactSet

**Price data**

Ø price 5 days   Ø volume 5 days (pcs.)	0.969 EUR (0)
Ø price 30 days   Ø volume 30 days (pcs.)	0.960 EUR (8)
Ø price 100 days   Ø volume 100 days (pcs.)	1.100 EUR (16)
Ø price 250 days   Ø volume 250 days (pcs.)	1.169 EUR (46)
YTD High   date	1.248 EUR (2024/01/11)
YTD Low   date	0.854 EUR (2024/03/27)
52 Weeks High   date	1.906 EUR (2023/05/12)
52 Weeks Low   date	0.854 EUR (2024/03/27)

**Arbitrage views**

Exchange	Date	Time	Price	Trading volume (mio.)	Number of trades
Stuttgart	2024/04/26	15:46	0.984 EUR	0.00	14
Munich	2024/04/26	08:11	1.052 EUR	0.00	1
London Stock Exchange	2019/03/05	09:15	0.4306 EUR	0.00	1
Frankfurt	2024/04/26	08:03	0.961 EUR	0.00	2
Euronext Paris	2024/04/26	17:35	1.024 EUR	0.03	49

	26					
Berlin	2024/04/26	08:11	0.962 EUR	0.00		2

## Company profile

### Company Logo



### Company Profile

-

### Contact Details

ABIONYX PHARMA

--

----

Telefon: -

Fax: -

E-mail: -