

CSL LTD.

ISIN: AU000000CSL8

WKN: CSL

Overview

2024/07/16 17:07:52

Price

203.04 USD

Difference  -1.20% (-2.46)

General attributes

ISIN AU000000CSL8

Symbol CSL

Exchange FINRA other OTC Issues

Currency USD

Sector Chemical / Pharmaceutical / Health

Security type Stock

Market cap (m) 91,882 EUR

Benchmark ASX ALL ORDINARIES INDEX

Market data

Bid (Bid size) -

Ask (Ask size) -

Open 203.04 USD

High 203.04 USD

Low 203.00 USD

Close (prev. day) 205.50 USD

VWAP 203.032857 USD

Volume (pcs) 560

Trading volume 113,698.40

Number of trades 5

Last size 150

Futures and Options

Related Futures -

Related Options 1,678

5y








Information about previous performance does not guarantee future performance.

Source: FactSet

Recent research

on sector

Date	Headline	Download
2024/07/15	 Aktienempfehlungen Global	
2024/07/12	 Global Equity Ratings	
2024/07/09	 Aktienempfehlungen Österreich	
2024/06/24	 Aktienempfehlungen Österreich	
2024/06/21	 Global Equity Ratings	

Details

2024/07/16 17:07:52

Price

203.04 USD

 Difference ▼ -1.20% (-2.46)

General attributes

ISIN	AU000000CSL8
Symbol	CSL
Exchange	FINRA other OTC Issues
Currency	USD
Sector	Chemical / Pharmaceutical / Health
Security type	Stock
Market cap (m)	91,882 EUR
Benchmark	ASX ALL ORDINARIES INDEX

Market data

Bid (Bid size)	-
Ask (Ask size)	-
Open	203.04 USD
High	203.04 USD
Low	203.00 USD
Close (prev. day)	205.50 USD
VWAP	203.032857 USD
Volume (pcs)	560
Trading volume	113,698.40
Number of trades	5
Last size	150

Performance and Risk

	6m	1y	3y
Perf (%)	+9.19%	-	-
Perf (abs.)	+17.09	-	-
Beta	0.89	0.83	0.70
Volatility	34.91	33.96	33.30

5y



Information about previous performance does not guarantee future performance.
Source: FactSet

Price data

Ø price 5 days Ø volume 5 days (pcs.)	202.20 USD (505)
Ø price 30 days Ø volume 30 days (pcs.)	192.52 USD (867)
Ø price 100 days Ø volume 100 days (pcs.)	185.35 USD (702)
Ø price 250 days Ø volume 250 days (pcs.)	178.88 USD (657)
YTD High date	206.65 USD (2024/07/10)
YTD Low date	172.54 USD (2024/04/17)
52 Weeks High date	206.65 USD (2024/07/10)
52 Weeks Low date	144.81 USD (2023/10/25)

Arbitrage views

Exchange <input type="checkbox"/>	Date	Time	Price	Trading volume (mio.)	Number of trades
Tradegate	2024/07/17	22:26	188.80 EUR	0.00	6
Stuttgart	2024/07/18	08:08	190.22 EUR	0.00	1
Munich	2024/07/18	08:11	190.88 EUR	0.00	1
Hamburg	2024/07/18	08:00	189.88 EUR	0.00	1
Frankfurt	2024/	21:50	187.34 EUR	0.00	3

	07/17					
FINRA other OTC Issues	2024/07/16	17:07	203.04 USD	0.11		5
Duesseldorf	2024/07/18	08:10	189.80 EUR	0.00		1
Berlin	2024/07/18	08:09	191.38 EUR	0.00		1
Australian Securities Exchange	2024/07/18	08:10	311.12 AUD	220.90		22,620

Company profile

Company Logo



Contact Details

CSL LTD.

--

Poplar Road 45 3052 Parkville

Telefon: +61 3 9389 1911

Fax: +61 3 9389 1434

E-mail: customer.service@csl.com.au

Company Profile

-

Members of Management Board

Paul Perreault Chairman of Managing Board

Alan Wills Member of Executive Committee

Bill Campbell Member of Executive Committee

Bill Mezzanotte Member of Executive Committee

Elizabeth Walker Member of Executive Committee

Greg Boss Member of Executive Committee

John Levy Member of Executive Committee

Mark Hill Member of Executive Committee

Paul McKenzie Member of Executive Committee

Board of directors

Brian McNamee Chairman of Supervisory Board

Andrew Cuthbertson Member of Supervisory Board

Duncan Maskell Member of Supervisory Board

Megan Clark Member of Supervisory Board

Alison Watkins Member of Supervisory Board

Carolyn Hewson Member of Supervisory Board

Marie McDonald Member of Supervisory Board

Samantha Lewis Member of Supervisory Board