

## DUSTIN GROUP AB NPV

ISIN: SE0006625471 WKN: -

## Overview

2024/09/13 21:43:05

Price  
0.7935 EURDifference  -13.70% (-0.13)

## General attributes

ISIN	SE0006625471
Symbol	DUST
Exchange	Berlin
Currency	EUR
Sector	Commerce
Security type	Stock
Market cap (m)	356 EUR
Benchmark	OMX STOCKHOLM 30 INDEX

## Market data

Bid (Bid size)	-
Ask (Ask size)	-
Open	0.921 EUR
High	0.921 EUR
Low	0.772 EUR
Close (prev. day)	0.9195 EUR
VWAP	-
Volume (pcs)	0
Trading volume	0.00
Number of trades	19
Last size	0

## Futures and Options











Related Futures	-
Related Options	-

5y



Information about previous performance does not guarantee future performance.  
Source: FactSet

## Recent research

on sector			
Date		Headline	Download
2024/09/11		Global Equity Ratings	
2024/09/11		Aktienempfehlungen Global	
2024/09/05		Global Equity Ratings	
2024/09/05		Aktienempfehlungen Global	
2024/08/12		Global Equity Ratings	

## Details

2024/09/13 21:43:05

## Price

0.7935 EUR

Difference ▼ -13.70% (-0.13)

## General attributes

ISIN	SE0006625471
Symbol	DUST
Exchange	Berlin
Currency	EUR
Sector	Commerce
Security type	Stock
Market cap (m)	356 EUR
Benchmark	OMX STOCKHOLM 30 INDEX

## Market data

Bid (Bid size)	-
Ask (Ask size)	-
Open	0.921 EUR
High	0.921 EUR
Low	0.772 EUR
Close (prev. day)	0.9195 EUR
VWAP	-
Volume (pcs)	0
Trading volume	0.00
Number of trades	19
Last size	0

## Performance and Risk

	6m	1y	3y
Perf (%)	-31.06%	-16.85%	-84.15%
Perf (abs.)	-0.36	-0.16	-4.21
Beta	-	-	-
Volatility	44.32	104.08	70.55

5y



Information about previous performance does not guarantee future performance.  
Source: FactSet

## Price data

Ø price 5 days   Ø volume 5 days (pcs.)	0.8812 EUR (0)
Ø price 30 days   Ø volume 30 days (pcs.)	0.9219 EUR (0)
Ø price 100 days   Ø volume 100 days (pcs.)	1.0259 EUR (0)
Ø price 250 days   Ø volume 250 days (pcs.)	0.9597 EUR (0)
YTD High   date	1.3070 EUR (2024/06/03)
YTD Low   date	0.7720 EUR (2024/09/13)
52 Weeks High   date	1.3070 EUR (2024/06/03)
52 Weeks Low   date	0.5390 EUR (2023/10/31)

## All listings for DUSTIN GROUP AB NPV

Exchange	Date	Time	Price	Trading volume (mio.)	Number of trades
Stuttgart	2024/09/13	16:37	0.7755 EUR	0.00	13
Nasdaq Stockholm	2024/09/13	18:00	8.955 SEK	99.67	5,486
Munich	2024/09/13	08:12	0.92 EUR	0.00	1
London Stock Exchange European Trade Reporting	2024/09/13	17:25	87.20 SEK	0.00	1
Frankfurt	2024/	17:19	0.725 EUR	0.00	8

	09/13					
FINRA other OTC Issues	2023/ 12/19	15:55	0.936 USD	0.00		1
Duesseldorf	2024/ 09/13	19:30	0.725 EUR	0.00		6
Berlin	2024/ 09/13	21:43	0.7935 EUR	0.00		19

## Company profile

### Company Logo

#### Contact Details

DUSTIN GROUP

--

----

Telefon: -

Fax: -

E-mail: -

### Company Profile

-